


PSR DISPATCH

PACIFIC SOUTHWEST REGION

National Model Railroad Association®

VOLUME 21, ISSUE 1 — 1ST QUARTER, 2003

© 2003 Pacific Southwest Region, NMRA®



From the Hot Seat!

Ed Hall, MMR, PSR President

trained@lvcm.com

Another year has passed - I cannot believe this is 2003 already, time sure flies by. I hope Santa brought many trains to all of you.

I just noticed the calendar has already started to fill up with model railroad activities. One activity I'm looking into is the Fullerton Railroad Days 2003 May 3rd and 4th. I went to their web site (<http://www.trainweb.com/frpa/rrdays>) and took a look at some of their photos from last year. It looked like it was well attended and everyone was having a great time. I am trying to make plans to have a PSR booth there to tell people who we are and what we do for model railroaders. I am hopeful the PSR will have an opportunity to be a part of this.

You may have noticed some different things in the *PSR Dispatch*. One is *Publication Advertising*, with **Vice-President Chuck Hart** as the Committee Chair. **Dorr Altizer** and one member from each division will complete the committee. Chuck will cover San Diego, **Thomas C. Rogers** will cover Arizona and **Bill Jacobs** will cover the Cajon area. We still need a representative for Los Angeles. Thomas previously covered the entire PSR, which was an impossible task due to the extremely large area. We chose to make Publication Advertising more manageable by dividing it into four parts. Each area representative will secure advertising in the *PSR Dispatch* from model railroad related businesses in the PSR.

Another change is in *Membership Services*. Due to illness **Dottie Finch** has resigned her position as the Committee Chair. I have been in communication with her frequently and she is doing well and on the road to recovery. "THANK YOU" Dottie for all you have done for the PSR; we are very lucky to have had your help all these years.

Debbie Draper is now in charge of Membership Services; she deserves a big THANK YOU for volunteering for this position while doing service for National as well. Please look on the Management & Staff roster (see next page) to contact Debbie for your membership needs.

Something new in the Regional contest room will be a special contest award for people that enter a PSR contest for the first time. **Duane Buck** has followed through on this and at the next convention in Phoenix, AZ, we will present someone the new **PSR President's Award**, provided they are entering the Regional contest for the first time. I believe this will project a welcome signal to folks that may be starting out in the Achievement Program or the contest room.

Speaking of awards, there are two PSR individuals that were given very special awards at the National Convention in Ft. Lauderdale, last year, that I would like to mention. The award is the **NMRA President's**

Continued at *From the Hot Seat!* on page 4



Arizona Express 2003

Presented by Arizona Division, PSR - NMRA
PSR 2003 Model Railroad Convention

September 11 - 14, 2003, Phoenix, Arizona
Registrar: Debbie Draper, zdraper@aol.com



MANAGEMENT & STAFF

PRESIDENT

ED HALL, MMR

213 Nightfall Terrace, Henderson, NV 89015-2753
(702) 564-6176, trained@lvcm.com

TRUSTEE

ROBERT SHERLOCK

740 East Acoma Drive, Phoenix, AZ 85022-4356
(602) 375-2177, RLS4000@aol.com

VICE PRESIDENT

CHUCK HART

13207 Carriage Rd., Poway, CA 92064-5508
(858) 748-6816, Fax: (858) 826-9800, charles.v.hart@saic.com

ACHIEVEMENT PROGRAM MANAGER

DON STEWART

2722 E. Bighorn Avenue, Phoenix, AZ 85048-8984
(480) 759-5019, Snpcw@aol.com

SECRETARY

ROY W. EBERBACH

841 E. Linda Vista Blvd., Tucson, AZ 85737-7934
(520) 531-1087, eberbachrw@aol.com

PSR DISPATCH EDITOR & BALLOTS

DORR ALTIZER

15257 W. Tad Lane, Surprise, AZ 85374-3479
(623) 975-9582, Fax: (623) 975-1543, dorr@trainnet.org

TREASURER & NOMINATIONS

TOM DRAPER, HLM

10837 North 34th Place, Phoenix, AZ 85028-3310
(602) 953-1681, TCDRAIDER@aol.com

WEBMASTER

DICK GREATOREX

12025 North 28th Street, Phoenix, AZ 85028-1113
(602) 971-6263, dickg@getnet.net

MEMBER SERVICES

DEBBIE DRAPER

10837 N. 34th Place, Phoenix, AZ 85028-3310
(602) 953-1681, Fax: (602) 953-0751, zdraper@aol.com

PUBLICATION ADVERTISING

CHUCK HART

13207 Carriage Rd., Poway, CA 92064-5508
(858) 748-6816, Fax: (858) 826-9800, charles.v.hart@saic.com

MEMBER AID

LINDSAY SMITH

1446 Paseo Garcia, San Dimas, CA 91773-3915
(909) 599-0182, wlindsays@adelphia.net

HISTORIAN

BOB FALEY

27850 Espinoza, Mission Viejo, CA 92692-2156
(949) 770-2521, bklynomad@cox.net

CONTEST

DUANE E. BUCK

10 Broken Lance Way, Sedona, AZ 86351-8929
(928) 284-2015, buckgnry@earthlink.net

BY-LAWS & OPERATIONS MANUAL

HAROLD GRAEBNER

2824 Golden Meadow Drive, Rancho Palos Verdes, CA 90274-2926
(310) 541-1371, 74034.3331@compuserve.com

EDUCATION

JAN WESCOTT

180 W. Middleton Drive, Henderson, NV 89015-7918
(702) 566-0856, wescvegas@lvcm.com

CONVENTION PROMOTION

ROBERT CHAPARRO

22372 Canaveras, Mission Viejo, CA 92691-1608
(949) 770-5158, psrpm239@cox.net

LAYOUT COORDINATION

ROBERT CHAPARRO

22372 Canaveras, Mission Viejo, CA 92691-1608
(949) 770-5158, psrpm239@cox.net

To send email to anyone on this page, go to the PSR Web Site at www.getnet.net/~dickg/nmra/psr/psr.html and click on their email addresses in the appropriate section.

DIVISION DIRECTORS



ARIZONA

JOHN F. DETERMAN

3735 W. Wethersfield Road
Phoenix, AZ 85029-2030
(602) 938-7829
determan@quixnet.net



LOS ANGELES

MARY BARSTOW, MMR

6930 Clovercliff Drive
Rancho Palos Verdes, CA 90275-3002
(310) 377-9762, Fax: (310) 377-5565
pvpacific@earthlink.net



CAJON

JAN WESCOTT

180 W. Middleton Drive
Henderson, NV 89015-7918
(702) 566-0856
wescvegas@lvcm.com



SAN DIEGO

RODGER GREDVIG, MMR

6548 Alcala Knolls Drive
San Deigo, CA 92111-6947
(858) 571-7118
pgredvig@nethere.net

Join the Staff of the *Pacific Southwest Region*

The Railettes Chair has been vacant for several years. If you're interested in volunteering for this interesting and fun job, please

contact PSR President Ed Hall, MMR at trained@lvcm.com or (702) 564-6176 or 213 Nightfall Terrace, Henderson, NV 89015-2753.



PSR DISPATCH

Published quarterly by the Pacific Southwest Region of the National Model Railroad Association®.

Material for publication must be received by the deadlines shown in the Publication Schedule, below.

Opinions expressed herein are those of the authors or the editor and are not necessarily those of the PSR. Permission to quote is granted by giving credit to the PSR, the *PSR DISPATCH* and the individual authors.

Articles may be emailed to dorr@trainnet.org, faxed to (623) 975-1543 or surface mailed to 15257 W. Tad Lane, Surprise, AZ 85374-3479. Photographs (prints only) should be surface mailed. Digital images may be emailed or surface mailed. Mailed items may be on a 3.5 inch PC disk, standard CD, handwritten, typed or printed on any type of printer. All photographs, disks and CD's will be returned after publication.

Questions or Comments?
Call (623) 975-9582 or send email to dorr@trainnet.org

Printed by
Kwik Kopy Printing, 5135 West Thunderbird Road, Glendale, AZ 85306

Publication Schedule

Issue	Deadline
21/2	18 April 2003
21/3	18 July 2003
21/4	17 October 2003
22/1	16 January 2004
22/2	17 April 2004
22/3	16 July 2004
22/4	15 October 2004
23/1	21 January 2005
23/2	15 April 2005

Pacific Southwest Region ONLINE

Dick Greateorex, Webmaster

dickg@getnet.net

HOMEPAGE

www.getnet.net/~dickg/nmra/psr/psr.html

ARIZONA DIVISION

www.getnet.net/~dickg/nmra/azdiv/azdiv.html

CAJON DIVISION

www.getnet.net/~dickg/nmra/cajon/cajon.html

LOS ANGELES DIVISION

www.getnet.net/~dickg/nmra/ladiv/ladiv.html

SAN DIEGO DIVISION

www.getnet.net/~dickg/nmra/sdiego/sdiego.html

ARIZONA EXPRESS 2003

www.getnet.net/~dickg/nmra/psr/2003conv.html

This issue of the *PSR DISPATCH* and the latest editions of the newsletters from all four of the PSR Divisions are available in PDF format from **TrainNet.org** at www.trainnet.org.

The **free** Acrobat Reader, required to open and read PDF format files is available for all computer platforms from Adobe - click on the "Get Acrobat" graphic on the home page at **TrainNet.org**.

DIVISION NEWSLETTER EDITORS



Spur Line

Editor — Vacant

Contact Kenny Rhoads, Arizona Division Superintendent, at kennyrhoads@hotmail.com



The Order Board

Editor — William R. "Bill" Jacobs

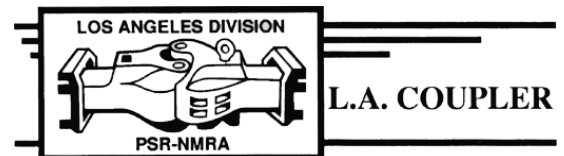
4813 Plata Del Sol Drive, Las Vegas, NV 89121-6833
(702) 456-4476, billj455@yahoo.com



MAIL HOOK

Editor — Ben Sevier

12793 War Horse St., San Diego, CA 92129-2219
(858) 538-9863, bwsevier@sbcglobal.net



L.A. COUPLER

Editor — Ron Ustach

629 Arena Street, El Segundo, CA 90245-3019
Fax: (310) 264-2044, ustach@mac.com

ADVERTISING RATES

The *PSR DISPATCH* is published in the 2nd month of each quarter as a "Volume" of 4 issues. Receive a 10% discount for advertising in a complete Volume or for any 4 consecutive issues.

To purchase advertising, or for more information, contact:

Chuck Hart, 13207 Carriage Rd., Poway, CA 92064-5508
(858) 748-6816, Fax: (858) 826-9800, charles.v.hart@saic.com

Size	Single	Annual
Bus. Card	\$ 50	\$ 180
1/6 Page	\$ 85	\$ 300
1/4 Page	\$125	\$ 450
1/3 Page	\$165	\$ 600
1/2 Page	\$250	\$ 900
Full Page	\$455	\$1,650

IN THIS ISSUE

VOLUME 21, ISSUE 1 — 1ST QUARTER, 2003

- | | |
|--|--|
| 1 - From the Hot Seat! | 10 - PSR Contest Corner |
| 4 - Chief Gandy Dancer | 11 - Guest Column: Model Railroading Hints, Tips and Ideas |
| 5 - PSR History Department | 14 - Flag Stops |
| 5 - PSR Achievement Program | 16 - PSR/NMRA Membership Application |
| 6 - PSR Education Department | 17 - Arizona Express 2003 Registration Form |
| 8 - Division Director Activity Reports | |

Award given to **Tom Draper** and his wife **Debbie Draper** by President Allen Pollock. This is Tom's second President's Award and Debbie's first; Tom's first award was presented in 1983. President Pollock presented Tom's award for all his volunteer work as Treasurer and Train Show Chairman for the NMRA. President Pollock awarded Debbie for all her volunteer work at the NMRA headquarters.

Tom was awarded an **Honorary Life Membership** (HLM) in 1999; this is the highest honor the NMRA can bestow upon one of its present or past members. Other PSR members who have received an HLM were **Ed Ravenscroft** and **Huebe Hubenthal**. Only 40 NMRA members have ever been awarded an Honorary Life Membership!

I would like you to think about an issue that we briefly discussed in the last issue: the cost of printing and mailing the *PSR Dispatch* newsletter. During our review of next years budget, this is the one item that exceeds the cost of everything else. Therefore, we are considering the option of members receiving a PDF version of the newsletter from the Internet instead of receiving a hard copy. This would help the PSR greatly and it could be

done by almost all of you. If you do not have online capabilities you would still receive a hard copy in the mail, so this would be on a volunteer basis only.

The *PSR Dispatch* and all four Division newsletters have been available on the PSR web site (brought to you by our own Webmaster **Dick Greatorex** - thank you, Dick!) for some time now. Would you please try it out? Go to the PSR site at <http://www.getnet.net/~dickg/nmra/psr/psr.html> and click on the appropriate masthead in the "Region Newsstand" section at the top of the page. Look at the pictures and you will see what I'm talking about: **FULL COLOR PICTURES!** You may save the file to your computer or do what I do and print it on your own paper. We will talk more about this in later issues of the *PSR Dispatch*; for now, please give it a try - you'll like it. Once more for you without Internet capabilities, you will still receive the *PSR Dispatch* in the mail - we will not leave anyone out.

One more thing I need to plug: our Historian **Bob Faley** is really working very hard to compile PSR historical artifacts. He is looking for donations and/or loans of items pertaining to the history of the PSR. Without Bob's help these things would all be lost; please help him out - it's all for your benefit. 🚂


Chief Gandy Dancer

Bob Sherlock, PSR Trustee

RLS4000@aol.com

The NMRA Mid Year Board of Trustees (BOT) Meeting will be held in Seattle on February 13th through the 15th, 2003. The work of the Long Range Planning Committee is finally coming into focus. There will be major changes in the way that the NMRA does business. Remember that this will all be subject to the approval of the membership. The proposed changes will appear in the NMRA Bulletin for all to see before voting.

There are many details that still have to be worked out. It is planned to approve the final copy of the Long Range Plan at the Mid Year BOT Meeting and then take it to the membership. One of the biggest changes will be the manner in which the NMRA BOT will be elected. It is proposed that the board be reduced from 17 to 9, plus the President and Executive Vice President. This will reduce costs and make the board more cost effective and efficient. **Look for the next "Chief Gandy**



Dancer" article in the 2nd Quarter, 2003 issue of the PSR Dispatch. This will have all of the information from the Mid Year BOT Meeting.

Information:

The Wisconsin Southeastern (WISE) Division of the NMRA recently sent out a letter to all Trustees and etc. that they had trademarked the word TRAINFEST and their new logo containing the word. This means that they will take legal action against any group using the term. Bottom line: don't use the term. 🚂



Happy Railroading

PSR DISPATCH — 1st Quarter, 2003



PSR History Department

BOB FALEY, PSR HISTORIAN
bklynomad@cox.net

The status of the Convention Car collection has moved right along since the last issue, thanks to the generous donation of 13 cars by Wil Seaver, now in the Pacific Northwest Region. Wil is our Life Member #1 and was our second President and Trustee from 1986-90. Thanks for your help, Wil.


We are still missing cars from the years: 1987, 1995, 1997-1999, and 2002. When we receive these six cars we will have the entire collection of 22 cars starting in 1982. This display will see its first viewing at the Phoenix Convention in September - look for it.

Our collection of back issues of the *PSR Dispatch* is also moving along nicely thanks to the donation of members Bob Wescott and Dave Villeneuve of the Cajon Division and Benny Pessia of the Los Angeles Division. I am glad that we have members who care enough about the future of the Region so that the next generation of members can look back and see some of the

accomplishments of past members. We still need issues from: 1982-1987 and 1999 numbers 1 ,2 & 4. As you can see, we have come a long way since last quarter's *PSR Dispatch*.

This year we hope to put together a dossier containing pictures and biographies of all past Presidents, Trustees, Superintendents and Directors. We will be calling on your assistance in locating photos and personal information on these members. Watch for my plea for information in future issues.

Trivia: The 1987 PSR Convention held in Flagstaff was the first convention to allow non-Hobos to attend the usual Saturday morning Hobo breakfast. However, at this convention the breakfast was held on Friday. By definition, at that time, "Hobos were NMRA members who had attended a national convention held outside of their home Region." Up until this convention, only Hobos were invited to the breakfast. 🚂



PSR Achievement Program

DON STEWART, AP PROGRAM MANAGER
Snpcw@aol.com

The last quarter of 2002 was an eventful one for the PSR in the Achievement Program department. Eleven Certificates, 5 Golden Spikes and lots of Merit Awards. The details are contained in the Education Department Report elsewhere in this Dispatch. (*Editor: See pages 6 and 7.*) This is excellent work by the members.

Of particular note are Alan Barnes' 6 Certificates and Golden Spike in December. Admittedly he has been saving up some that needed judging at his house, but this is several years worth of work and it is all very high quality. **Congratulations, Alan!**

All Certificates and the Golden Spike have been approved at National. Alan has just one more Certificate to complete before he can apply for Master Model

Railroader. I am looking forward to sending in that SOQ.

Another group in Arizona is getting started on the Chief Dispatcher Certificate. They operate as a group at a layout and are finishing up the time. One thing to note is that one layout, operating method and operating schematic may be used by the group. The individual's time log and six train operating plan are individual efforts. This saves time and effort as many items need only be completed once for the entire group. I applaud their efforts.

If you want to work on this or any of the Certificates, contact me. My address, phone and e-mail are on the Management & Staff page of this *PSR Dispatch*. 🚂

Good modeling, good luck and enjoy the hobby!
Don

PSR Education Department

JAN WESCOTT, PSR EDUCATION CHAIR

wescvegas@lvcm.com



EDUCATION IS KEY

Be it sharing your favorite modeling technique, helping others to fix a particular problem, or telling a fellow member your reasons for participating in the AP program, these represent some of the typical everyday scenarios of education in our hobby. Education does not always have to involve the public, the Boy Scouts, or the youth of tomorrow. Whether it is realized as such, members educate each other quite frequently especially in train talk conversations. By formalizing these everyday scenarios into clinics or presentation it then becomes the roots of our hobby from which knowledge is passed on and retained.

Education is the real key to sustainability and growth. The report submitted below is a condensed version of that submitted to National headquarters. Certainly the report demonstrates that the PSR has followed National's initiative by making education its key to success. A job well done!

A sincere thank you to all who assisted me to gather the information for this comprehensive report especially to Kenny Rhoads, Bob Moore, Duane Buck, Rodger Gredvig, Don Stewart and the Division Chairs. There would be no PSR report without you. Thank you!

PACIFIC SOUTHWEST REGION

EDUCATION REPORT

FOR PERIOD OF JULY 1, 2002 TO DECEMBER 31, 2002

CLINICS

(PSR Convention - September 11-15, 2002, Oceanside, California)

Bob Moore, Clinic Chair of the PSR Convention held in Oceanside, provided a detailed list of 24 clinic titles with clinician's names and this was submitted with the PSR report.

CLINICS HELD BY PSR DIVISIONS

1. Easy Mold Casting by Bill Jacobs, October 5, 2001, Las Vegas (Cajon Division)
2. Trackside Details by Bob Chaparro, November 2, 2001, Barstow (Cajon Division)

3. NW Diesels That No Longer Exist by Bob Moore, November 2, 2001, Barstow (Cajon Division)
4. Basic Electricity for Model Railroads by Todd Scott, November 2, 2001, Barstow (Cajon Division)
5. Painting Details by Brian Block, November 2, 2001, Barstow (Cajon Division)
6. Using Cutting Wheels by Dave Harris, November 2, 2001, Barstow (Cajon Division)
7. No Fear Resin Molds by Bobby Revis, November 2, 2001, Barstow (Cajon Division)
8. Casting Molds by Bill Jacobs, November 2, 2001, Barstow (Cajon Division)
9. Amigo Slide Show by Steve Peters and Jerry Holton, November 2, 2001, Barstow (Cajon Division)
10. Easy Tree Making by Carl Heimberger, November 3, 2001, Barstow (Cajon Division)
11. In Search of Santa Fe F-Units by Jim Fuhrman, November 3, 2001, Barstow (Cajon Division)
12. Changes in Railroad Equipment and Its Impact on Modeling by Richard Dick, November 9, 2002 (Arizona Division)
13. Santa Fe's FP45s by Ken Rhoads, November 9, 2002 (Arizona Division)
14. Caboose Chase, Photographing Caboose by Larry Platt, November 9, 2002 (Arizona Division)

GUEST SPEAKER

September 14, 2002, PSR Convention Banquet Guest Speaker, Hal Carstens, President of Carstens Publications.

Topic: "The Future of Model Railroading"

Hal discussed the history of model railroading and provided personal positive views about its future along with examples of his reasons.

PROMOTIONAL EDUCATION PROGRAMS

1. September 19, 2002: Los Angeles Division, grade school presentation: Identified different car types, operated trains and discussed Operation Lifesaver.
2. October 26-27, 2002: NMRA education promotion at Model Train Show and Pumpkin Festival, Descanso Gardens. (Los Angeles Division)

3. November 2–23, 2002: Four San Diego Division members participated on “Let’s Talk Trains” WSRadio.com show. Ben Siever on NMRA; Paul Schmitt on Ntrak clubs; George Boggs on Large scale and live steam; and Tom Ilas on multi-scale Museum clubs.
4. November 2-3, 2002: Model Railroad Month, World’s Greatest Hobby and Model Train promotion, Barstow Train Show (Cajon Division)
5. November 15, 2002: Model Railroad Month, World’s Greatest Hobby and “Take Your Model Train to Work Day” San Diego Division members Rodger Gredvig and Jim Krater appeared on TV interview displaying Boy Scout Ntrak modules and Z scale layouts.

6. November 15, 2002: World’s Greatest Hobby and “Take Your Model Train to Work Day” Cajon Division Members Jim Kociemski, Don Ford, and Brian Block participated in TV promotion and provided static displays of various scales in model railroading.
7. December 7, 2002: San Diego Division, Promotion at GATS show, Del Mar Fair Grounds. In addition San Diego member Paul Schmitt did live interview on WSRadio at the show.
8. December 14, 2002: Cajon Division organized Train Show, Henderson, Nevada to promote trains and World’s Greatest Hobby to public.
9. December 21, 2002: San Diego Division Director appeared on Let’s Talk Trains web radio program that will begin a series on building a layout.

PSR ACHIEVEMENT AWARDS

AS SUBMITTED FOR THIS REPORT BY PSR ACHIEVEMENT MANAGER, DON STEWART

CERTIFICATES

Eleven Certificates have been awarded in the second half of the year. Six have been awarded to Arizona Division members, two to Cajon, one to LA and two to San Diego. They are:

October	Dale Jones	LA	Master Builder – Cars	Region Certification # 217
October	Paul Schmitt	SD	Master Builder – Cars	Region Certification # 218
November	Bill Brooks	SD	Master Builder – Scenery	Region Certification # 219
December	William Jacobs	CAJ	Association Volunteer	Region Certification # 220
December	Alan Barnes	AZ	Master Builder – Scenery	Region Certification # 221
December	Alan Barnes	AZ	Master Builder – Structures	Region Certification # 222
December	Alan Barnes	AZ	Model Railroad Author	Region Certification # 223
December	Alan Barnes	AZ	Association Volunteer	Region Certification # 224
December	Alan Barnes	AZ	Chief Dispatcher	Region Certification # 225
December	Alan Barnes	AZ	Master Builder – Electrical	Region Certification # 226
December	Brian Block	CAJ	Association Volunteer	Region Certification # 227

MERIT AWARDS

Twenty-five Merit Awards were earned during the last half of 2002. At the PSR Convention there were 37 model entries and 17 of the below listed Merit Awards were earned there. Model contests held by the Arizona and Cajon Divisions in November accounted for the remainder.

Arizona Division	4 Merit Awards
Cajon Division	8 Merit Awards
Los Angeles Division	8 Merit Awards
San Diego Division	5 Merit Awards

By Category the Awards are:

Cars - 16 Merit Awards; Motive Power - 3 Merit Awards; Structures - 6 Merit Awards

GOLDEN SPIKES

Nine Golden Spike awards were earned since July 2002.

Arizona Division	2 Golden Spike Awards
Cajon Division	6 Golden Spike Awards
Los Angeles Division	0 Golden Spike Awards
San Diego Division	1 Golden Spike Awards

GENERAL COMMENTS

The last half of 2002 had a good showing of Certificates and Awards. The PSR Convention contest earned two modelers (one earned 8 awards) the final merit award needed for their Master Builder – Cars Certificate. An Arizona Division Member has been diligently working on his Certificates (he received six in December) and is only one locomotive or three cars away from his goal of Master Model Railroader. 🚂🚃



Division Director

ARIZONA

JOHN F. DETERMAN

determan@quixnet.net

Editor: No report received.



CAJON

JAN WESCOTT

wescvegas@lvcm.com



Ring in the New Year 2003...the Chinese lunar year of the goat! The goat year is known to be a smooth and auspicious year whereby things will be more tranquil and subdued as compared to the 2002 energetic year of the horse. Personally I welcome these “thoughts” of the goat’s influence and its forecast that the oncoming year might be a rather peaceful and slower paced year. <grin>

Recapping the Division’s 4th quarter 2002 activities, our Barstow Event held in November far surpassed all expectations with over 125 members attending the meet. It was heartwarming to hear many proclaim this Meet to be “the best ever” but even more wonderful to see so many members from the various areas of the Division be able to attend. Members came not only from the nearby metropolitan areas of Riverside, Anaheim, Santa Ana, Las Vegas and San Bernardino but also from the outlying areas like Menifee, Hemet, Yucaipa, Thousand Palms, as well as from afar like Gardnerville, Modesto, Utah and the other Divisions as well. We did indeed accomplish our goal to have an event that was reasonably accessible in distance for all our members and to have the event be worthwhile attending.

The Christmas Train Show held on December 14th represented our first attempt to unite the local Las Vegas train groups together to promote our hobby of trains. It was a huge success both in its purpose and financially. This joint venture cosponsored with the Silver State Division, Toy Train Operating Society, attracted crowds of over five hundred and received rave reviews. One

TTOS member summarized the event best. He said, “although the monetary gain is nice, the true measure of success is yet to be seen – with the addition of new members into the train fraternity and the goodwill we have all engendered.”

Moving forward to 2003, we begin the year with two events in Las Vegas for the first quarter and anticipate at least three events in California during the second quarter. The Cajon Division does not have any “standard” year-to-year events and sort of “wing” it as we go along. As the details of each event are finalized a flier with all the event’s information is published in our *Order Board* and posted on the www.cajondiv.org website. At first glance five events in five months really does not show much promise for a “tranquil and subdued” year ahead in the Cajon Division. <grin> We are forging forward in 2003! I believe the primary purpose for being an organization is to share our hobby together and having events that provide the opportunity to be together is a necessary ingredient to accomplish this purpose.

However, it is my hope the serenity of the year of the goat with its peaceful ways and its aesthetic nature will influence the PSR Region and the world scene for fewer upheavals and an end to conflict and animosities. Happy New Year! 🎉🎊

LOS ANGELES

MARY BARSTOW, MMR

pvpacific@earthlink.net



As we are well into 2003, our calendar for the year is taking shape. Our Banquet and Business Meeting is scheduled for March 8th. It will be held at the **Reef On The Water** in Long Beach. We enjoyed this restaurant so much last year that we decided to return. An invitation is extended to all members within the PSR. If you are interested, give me a call.

A Layout Tour is planned for Sunday afternoon, May 4th. It will feature layouts in the South Bay area, mainly Torrance and Palos Verdes. The starting point will be Wilson Park in Torrance. Wilson Park Live Steamers will host the first stop. Rides around the park, door prizes,

Activity Reports



layouts, complete with a late afternoon "social," will make for a great afternoon.

The Arcadia Arboretum will be the setting for this year's Model Train Show. It will be held on November 1st and 2nd and will be Los Angeles Division's kick-off for Model Train Month. This is always a popular event and gives us an opportunity to visit with friends and promote the hobby.

Plans for the 2004 Los Angeles Division PSR Convention are well under way. It will be held at the

Glendale Hilton on September 15-19, 2004. We are very pleased with the location as there are many railroad related activities near by. Watch the *LA Coupler* and *PSR Dispatch* for future details.

As is well known, conventions need volunteers. So, we're putting out a special request to you for any help you can provide. Please call Dave Cox, Chairman, or myself, if you are interested in being on the convention committee or just helping in any way. You will be totally appreciated. 🚂



SAN DIEGO

RODGER GREDVIG, MMR
pgredvig@nethere.net

Capitalizing on the success of our PSR Convention last fall, we have initiated a program we are calling "mini-meets." We have increased our opportunities for interaction with railroaders by offering smaller venues than our Quarterly Meets (which traditionally include clinics, a potluck, and contest). The mini-meets will combine layout tours with a social, and sometimes a clinic or presentation.

Additional funds will also allow us to expand our newsletter to all area NMRA members and potential members rather than just PSR members.

We have also increased our visibility through TV and

Web Radio presentations. Locally produced, but aired internationally over the world wide web, "Let's Talk Trains" broadcasts on WSRadio.com every Saturday morning 10 to noon (PST). Half an hour of the program is devoted to model railroading. So far we have arranged for 11 guest model railroaders to be interviewed on these shows. Subjects include building benchwork, scenery, museum layouts, structure of the NMRA, operations, photography, et cetera (archived programs can be heard anytime at <http://www.letstalktrains.us>).

We were also privileged to publicize "The World's Greatest Hobby" with a live TV interview on KNBC 39/7 in November. Two NMRA members and a Boy Scout displayed Ntrak modules and a Z scale layout which helped promote the hobby and the NMRA.

With an ambitious schedule, circulating among area clubs and home layouts, the new year promises to be invigorating and revitalizing. 🚂

Arizona Express 2003



The Cactus Charlie Route

Presented by Arizona Division, PSR - NMRA
PSR 2003 Model Railroad Convention

September 11 - 14, 2003

Sunshine Hotel & Suites, 3600 N. 2nd Ave., Phoenix, AZ 85013-3941

Reservations, call: 1-800-256-1237, Local: 602-248-0222

www.getawayresort.com


Registrar: Debbie Draper, zdraper@aol.com

www.getnet.net/~dickkg/nmra/psr/2003conv.html

PSR Contest Corner

DUANE E. BUCK, PSR CONTEST CHAIR

buckgnry@earthlink.net



GET STARTED

Do it Now! Have I gone bonkers? Well, no more than usual. Do it now! Get Started on that contest entry for the PSR convention at Phoenix, in September. September is closer than you may think and if you move as slowly as I (old age?), you'll need to get started now to complete your project.

Last year we had an increase in contest entries, and it is hoped that we are beginning a trend that will continue to show increases in upcoming years.

ARTS & CRAFTS

In the past two years, we have had two arts and crafts entries, one for each contest. It would be wonderful to see more entries in this area. The entry need not be railroad oriented. It can be anything from needlepoint to some sort of display. This format provides a great opportunity for more persons to get involved in our contests and to feel that they are a real part of our conventions and not just "tagalongs." So, ladies (and gentlemen, too) break out that treasure you have completed, or start work on a new project and share it with us in Phoenix.

NEW AWARD

To encourage more entries in our model construction, PSR President Hall has initiated a new award. This award will be called the "PSR President's Model Contest Award", and will be presented to a PSR member entering a regional convention model contest for the first time. The winner of this award shall be selected by the PSR President from all of the first time model contest entries present in the contest room ("large" models and modules outside the contest room will be considered, too). The award will be a special plaque. Kudos to our Prez for this great idea! For those of you who have been thinking about entering a PSR model contest, now is the time to get started. You could win this prestigious award.

PHOTO CONTEST

During the photo contest held in Oceanside, there was some confusion expressed regarding the requirement for prints to be mounted on flat board or matted material. To clarify this requirement, the matting is simply a cardstock or cardboard type "frame" that goes around the print. The matting covers the edge or space around

the print and enhances its presentation. This requirement is included in the PSR Contest Directory and is paraphrased from the NMRA Photo Contest Guidelines which can be found at <http://www.sgperry.com/nmra/contests/photocontest.htm>

The following is the statement of requirement for prints: "Prints must be mounted on flat, rigid board or matted with similar material - no folders or glass frames allowed. Photo and mount may not exceed 12"x16" (30cmx40cm) in size. Minimum mount size is 8"x10" (20cmx25cm) and minimum print size is 5"x7" (13cmx18cm). "These requirements will be rigidly enforced in all future contests. The secret is to purchase the proper sized matting from your local art or photo shop and use the matting repeatedly by not sealing all sides when installing the print. This will allow you to place the photo inside and then remove it for re-use with another photo just as you would use an envelope.

CONTEST FORMS

As I have mentioned in a past article, we are attempting to achieve consistency in our contest forms. During each contest we see division, several versions of regional and NMRA forms. As much as possible, we are attempting to use the current NMRA forms. Using the NMRA forms introduces consistency in contest associated paperwork and will also prepare those of you who are contemplating the "big leap" into national competition where these forms are an absolute requirement. These forms can be found on the NMRA website or can be obtained directly from me.

CLOSING COMMENTS

In future articles, I will be discussing contest rules, paperwork preparation and hints to enhance your presentations. Best wishes for a healthy, happy and prosperous New Year! 🚂🚂



The Cactus Charlie Route

Arizona Express 2003

September 11-14, 2003 - Phoenix, Arizona

PSR DISPATCH — 1st Quarter, 2003

Model Railroading Hints, Tips and Ideas

JOHN LONGHURST, EDITOR OF *THE LANTERN*

jlonghurst@meda.org



One of the best things about the hobby of model railroading is the willingness of most modellers to freely share their knowledge with others. Previously, this sharing was limited to things like clubs, conventions and standing around at the local hobby shop. But today we have the World Wide Web, and a number of modellers around the world have posted things they've learned about model railroading on web sites for everyone to see.

Through this column I will share some of the tips and hints I've found with you, and give you addresses so you can check out the sites for yourself. One caveat: Although I have no reason to believe that these hints and tips won't work for you, I haven't personally tried them all – so don't blame me if your new Kato SD40 blows up!

Scale Speed Calculator

If you're like many modellers, you want to run your trains at prototypical speeds. But how can you determine what that is? Fortunately, there's a web site that makes it easy to tell. At <http://www.model-railroad.net/calculators/scalemph.php> you will find a calculator that will enable you to find the scale speeds of trains for scales from Z to G. All you need to do is plug in the distance and time traveled—the calculator will tell you what the scale speed of your train is. For example, an HO train traveling 10 feet in 15 seconds is going 39 miles/62 kilometres per hour. An N scale train going the same distance in the same time is traveling at 108 miles/173 kilometres an hour—a bit fast, unless you are modelling France's TGV. An N scale train traveling a more prototypical 40 miles/64 kilometres an hour will take 27 seconds to travel ten feet.

Scale Size Calculator

Let's say you model in N scale, but the plans for the station you want to scratchbuild are in HO scale. You need to reduce the plans, but how can you tell what percentage to reduce them by on a photocopier? One way is by visiting <http://home.att.net/~therealms/calc.htm> On the site you will find a calculator that will enable you to find out what percentage you should use to reduce or enlarge plans to fit your needs. All you need

to do is select the scale of your original plans, then select the scale you want to reduce them to, click the convert button and— presto!—you now know what percentage to use to reduce the plans on a photocopier. For example, to convert an HO scale plan to N scale you need to reduce the original by 54 percent. This calculator was created by Sean T. Lavery; his calculator is found at <http://members.attcanada.ca/~slavery/code/calc2.htm> He has also included a downloadable version of the calculator that you can use on your PC (Windows only).

Simple Locomotive Numberboards

Those of us who buy Athearn locomotives (and maybe some other brands) have to make our own numberboards. The traditional way is to use decals. This is OK if you want to re-number a locomotive; then you can use the numberboard supplied with the decal sheet. But if you want to match a pre-painted number, it means cutting and pasting those small little numbers, and trying to put the darn things on straight. There is an easier way, and all it requires is your computer's word processing program. I use Word Perfect; for white numbers on black, all I do is insert a text box, create a black fill, then make the numbers (9 point Arial for CP Rail) and reverse the colour to make them white. Then I print the page and cut out the numbers to fit the numberboards (I nip a bit off each corner to match the curved corners of the numberboards on the locomotive). I then use a black marker to darken the edges where the white of the paper shows. I add a dab of white glue to the clear plastic numberboard on the locomotive and press on the new numbers. For white number boards, you would simply make numbers in whatever font matches your prototype.

Vintage Signs and Billboards

One of the best ways to set the stage for your model railroad is through the use of signs and billboards. They can tell visitors at a glance which era and what part of the country you are modelling. But if you model the past, where can you go to find vintage signs? There are a number of commercial products available, but two other sources are old magazines (found at used bookstores) and on the World Wide Web. One good web site is James

Continued at *Hints, Tips and Ideas* on page 12

A. Powell's Wiscasset, Trevino and Western (www.trevinocircle.com). On the WT&W you can find a sign exchange that includes over 200 vintage signs that you can download and print. Says James: "We have a huge library of ad signs from our former company, DP Industries. Instead of letting them all rot away in storage, we figured we'd share them all with you!" Another good source for signs is Jim and Mike Tylick's division office (<http://www.trainweb.org/tylick/signintro.htm>). On their site you can find hundreds of signs to download and print for use on your layout. Finally, another great way to set the stage on your layout with a gas station. A great source for gas station signs is John Cirillo's Gas Sign site, which contains hundreds of vintage and contemporary gas station signs and logos. John's Gas sign page can be found at <http://web.ics.purdue.edu/~cirillo/petro/gassigns.htm#p>

Simple Way to Change Numbers

If you have several locomotives or freight cars with the same number, how can you take off the old numbers so you can put on new ones? A number of solutions have been offered over the years, ranging from using an X-acto blade to gently scrape off the numbers to various liquid solutions. The best way I have found is located underneath your kitchen sink, or wherever else you keep abrasive scrubbers for cleaning pots and pans. I'm talking about steel wool soap pads (such as SOS brand). To use them, first rinse out the soap, then cut off a small piece. Gently rub it on the lettering you want to take off. Don't press too hard—you just want to take off the letters or numbers. You will find that it won't be very long before the letters or numbers are gone. If you want it to look like a paint-out, you could surround the area you want to remove with masking tape, then rub the whole area; this will leave an area that is a slightly lighter colour. Apply the new numbers and, that's it—the "new" locomotive or freight car is ready for service.

Stripping Paint Off of Locomotives

Sometimes, the locomotive paint scheme you want just isn't made by a manufacturer. You could buy an undecorated model, or you can strip the paint off a unit you already have. But how to do it? This question came up on <http://www.Trainorders.com> recently. One suggestion was to submerge the shell in Pine Sol for eight hours, then dip it in 91% isopropyl alcohol (available at a pharmacy) for two hours. Scrub it with an old toothbrush, then rinse. According to the person who supplied this idea, this works for Kato locomotives, but

it doesn't seem to work on old Tyco shells. Another modeller says he has stripped all brands of locos except Kato using just 91% isopropyl alcohol. He says that the best way is to use a small covered container (alcohol evaporates), making sure that the alcohol covers the shell. Scrub, then rinse, and the unit is ready for painting. Meanwhile, a member of the CPR group at <http://groups.yahoo.com/group/C-P-R/> says he has had excellent success stripping paint off of locomotives by using a product called Castrol Super Clean. He soaks the shell for three or four days; the paint, he says, comes right off with a light scrubbing with an old toothbrush—with no harmful effects to any of the different types of plastic shells.

Guitar String MU Hoses

This tip comes from Model Railroad Tips, Tricks and Techniques (<http://www.trainweb.org/danderso/freightn.html>). Ted Tyson Sr. is a guitarist, and he says that guitar strings make great MU hoses for locomotives. He suggests buying a set of medium gauge strings, and says they will last "a longggggg time." The larger ones can be used for hoses and piping at a maintenance facility or locomotive shop.

Where to Put those Containers?

People who model the modern scene need to have some double stack container trains. But how are the containers supposed to be stacked? An answer was given recently on <http://www.trainorders.com> by "Doc", who used to work in an intermodal yard. "Look at the tops of containers for the inter box connectors (IBC)," he says. "A 48 foot container will have them at the 40' mark, as will a 53 footer. It's becoming common for 40 footers to ride atop of 45, 48, or 53 footers these days. Twenty footers have nowhere to lock into in the centre, so they have to ride on the bottom." Tank-tainers, which carry liquids, usually ride alone, he says, because they may carry flammable or corrosive materials.

Another Source for Windows

Last time we talked about inexpensive ways to make windows. Another way can be found beside your breakfast cereal each morning—the milk jug. Simply cut a flat piece out of the jug and use it to make a translucent window.

Which Glue to Use?

What's the best glue to use if you want to attach plastic to styrofoam? (Lepages Epoxy). How about metal to plastic? (Lepages Metal Epoxy or J-B Weld; clamping can make the difference between success and failure.)

What about plastic to wood? (Goo.) All this information, and much more, can be found at <http://www.thisorthat.com>, a web site all about what glues to use for various materials. The site also provides helpful hints (e.g. it's a good idea to clean metal with steel wool or sandpaper before gluing, because rust never sleeps) and gives non-toxic alternatives whenever a toxic glue is suggested as being best. The materials covered include wood, plastic, styrofoam, glass, ceramics and others. The motto of the site is "Because people have a need to glue things to other things."

Quick and Easy Windows

This is more than just a tip from Peter Arneke of Sweden (www.is.kiruna.se/~pma/mj/byggtips/). It's also a way to make quick and easy windows for those of us who scratchbuild buildings—but you have to go to his web site to do it. Peter uses a laser printer to print windows on to transparent sheets, after which he cuts out the windows. But you don't have to do that; he makes it easy for anyone else who wants to have easy windows by providing two window templates on his site—you just have to print out the images, enlarge or reduce them to your scale size on a photocopier, then copy them on to a clear plastic sheet (the kind you would use for making overheads). This would be a great time saver for background buildings, where the level of detail is not critical. Peter's site also contains a tip about how to use an ordinary drinking straw to make a simple working lamp post.

Window Frosting


If you visit Peter's web site, you can make your own windows, but what if want to light the interior of a building—but you don't want to detail the inside? One answer is to frost the windows. But what's the best way to do that? Well, there were a lot of ideas on the Yahoo! scenery group (<http://groups.yahoo.com/group/SCENERY/>), a group for people interested model railroad scenery. For example, Gerry Gleiser suggests gluing a piece of vellum across the windows—it allows the light to pass through but you can't see in. He also suggests etching the windows before installing them in the building. He places a drop of MEK on the plastic window pane and then blots it with a cloth or paper towel. This hazes the plastic, making it look cracked. He notes that MEK should be used only with good ventilation. Meanwhile, Scott Mason says that he sprays the inside of his windows with Dullcote, while "Sedona" says an easy method is to sandpaper one side of the plastic windows. Donald Kinney uses 3M medical tape (the

opaque kind); he puts it over the inside of the windows and says it creates a thick diamond patterned glass like you might see in older factory buildings. Finally, Jeff Gerow uses tissue paper, while Elliot Thomas suggests drafting mylar. Any other ideas out there?

Another Use for Duct tape

Last month the media informed us that, in addition to all of its many other invaluable uses, duct tape cures warts (don't ask me how). But it also has uses for model railroaders, such as the one suggested by Hazen Middleton of New Brunswick www3.nbnet.nb.ca/railroad/ballast.html). One of the problems with ballasting switches is trying to keep the glue out of the switch points; but Hazen found that he could ballast the switch without using glue. How? He puts duct tape on the bottom of the switch, pours on the ballast, then vacuums away any excess. There you have it—a quick and easy way to keep ballast in place on a switch. It might also be useful for those little pieces of track that are used to join modules on portable layouts. Red Green would be proud!

Weighting Passenger Cars

How can you weight Con Cor or Rivarossi passenger cars, and still put in full interiors? That was a question on the Google model railroad group recently. Conventional weights won't work, because then you can't put in the seats. What to do? Leighton suggests using flat curtain weights that you can buy at a sewing store. They are flat, about 1 inch square and about 1/16" thick. He glues them on to the floor of the car with Goo and then puts the car interiors on top of them. Brian recommends sheet lead (used for roof flashing), but cautions that you should be careful handling it because it can be toxic. It can be purchased at any home improvement store. Finally, Frank Rosenbaum uses a piece of sheet brass just slightly narrower than the inside of the car; he mounts the interior on top of it. You can find more tips and interesting conversation by visiting <http://groups.google.com/groups?hl=en&lr=&ie=UTF-8&group=rec.models.railroad> 

Reprinted with permission from *The Lantern*, the newsletter of the Winnipeg, Manitoba, Canada, Model Railroad Club.

About the Author: John Longhurst lives in Winnipeg and models in HO. His layout is called the CP Rail Manitoba and Minnesota Subdivision. In addition to his real job working for an international development agency, John is a very part time editor of *Canadian Railway Modeller*, Canada's only model railway magazine. He received permission from all owners of the web sites mentioned to reprint their information.

Flag Stops

Lindsay Smith, PSR Member Aid

wlindsays@adelphia.net



If you send the club notices to me, I will pass them off to the Coupler and Dispatch editors. I also send the data on to Dick Greatorex for the NMRA web pages. Anyone can copy and reprint my stuff to promote the hobby, rail travel, RR history, and railroad safety. Last changes entered on 15 January, 2003.

2003

FEBRUARY

- 8 **San Diego Division Winter Meet.** Peace Lutheran Church, Linda Vista, CA, 11 AM - ????
- 15 **1/87 Vehicle Club 2003 West Coast Meet.** Culver City Memorial Auditorium. www.1-87vehicles.org/
- 15 **Sahuaro Central "EVERYTHING RAILROAD" Swap Meet.** Phoenix, AZ, 10 AM - 3 PM. North Phoenix Baptist Church, Fellowship Center – Hall B 5757 N Central Ave. (Central & Bethany Home) \$4.00, children under 12 w/adult free. Handicap accessible. Eldon "Ellie" Barbieri, 4115 E. Siesta Lane, Phoenix, AZ 85050-3765, (602) 494-7430 or ellieb0440@aol.com. Table Reservations: Larry Hatch (602) 494-7430 or ihah@aol.com
- 16 **California Express Railroadiana Show.** 10 AM - 4 PM. UFCW Hall, 8550 Stanton Ave., Buena Park, CA. Corner of Stanton and Crescent. \$5.00 kids under 12 free. Bob Chase (760) 746-9392 or chaser@cox.net; Jim Nagel (562) 925-5235
- 17 **Orange Empire Railway Museum Operations.** 2201 South "A" St. Perris, CA. 17 miles south of Riverside on I-215. (909) 943-3020, www.oerm.org
- 22 **Cajon Division Meet.** Starts 1 PM. Whitney Library, 5175 E. Tropicana Avenue, Las Vegas, NV. Model Contests, Show n Tell plus special slide show "Western Pacific" by Guest Presenter Bob Larson. Jan Wescott, (702) 566-0856, wescvegas@lvcm. www.cajondiv.org

MARCH

- 1 **Orange Empire Railway Museum Spring Railroadiana Swap Meet.** 2201 South "A" St. Perris, CA. 17 miles south of Riverside on I-215. (909) 943-3020, www.oerm.org
- 8 **Los Angeles Division Banquet.** The Reef in Long Beach, 880 S. Harbor Dr., Long Beach, CA. Information and Reservations: Mary Barstow, MMR (310) 377-9762
- 8 **San Diego Division Monthly Layout Meet.** TBA
- 15 **Sahuaro Central "EVERYTHING RAILROAD" Spring Train Show & Swap Meet.** Phoenix, AZ. 11 AM - 4 PM. Adobe Mountain Desert Railroad Park, 22822 N. 43rd Ave. (Just South of Pinnacle Peak Rd.) \$4.00, children under 12 w/adult free. Eldon "Ellie" Barbieri, 4115 E. Siesta Lane, Phoenix AZ 85050-3765, (602) 494-7430 or ellieb0440@aol.com. Table Reservations: Larry Hatch (602) 494-7430 or ihah@aol.com
- 23 **GATS, Orange County Fairgrounds.** 88 Fair Drive, Costa Mesa, CA. 11 AM – 5 PM. \$7.00. See www.GATS.com for discount and details. (630) 834-0652
- 28 **Spring Swap Meet, Members Annual Meeting, Night Operations @ Orange Empire Railway Museum.** 9 AM-5 PM. Adults \$12; Children 5-11 \$8; under 5 free. 2201 South "A" St. Perris, CA. 17 miles south of Riverside on I-215. (909) 657-2605. www.oerm.org

APRIL

- 5 **Harvey Girl Historical Society.** 9:30 AM - 11:30 AM. Town Hall at the Orange Empire Railway Museum, 2201 South "A" St., Perris, CA. 17 miles south of Riverside on I-215. (909) 943-3020, Lois Tate. www.oerm.mus.ca.us
- 12 **Pomona Valley Model Railroad Club (PVMRC).** 8 -12 Swap Meet, 9- 4 Open house. 132 E. 1st Street, Pomona, CA. Club phone 909 865 7035. Garey and First SE corner. Lindsay Smith (909) 599-0182 or wlindsays@adelphia.net. www.pvmrrc.org
- 12 **San Diego Division Monthly Layout Meet.** Noon - TBA
- 19 **Cajon Div Orange County Layout Tour.** 10 to 5 3522 Birch Street, Irvine, CA. \$2 single \$4 family donation. Bob Chaparro (949) 770-5158 (7-9 PM only) or psrpom239@cox.net. www.getnet.com~dickg/nmra/cajon/cajon.html
- 26-27 **Orange Empire Railway Museum Rail Fest 2003.** 2201 South "A" St., Perris, CA. 17 miles south of Riverside on I-215. Admission is \$14 for adults/juniors, \$10 for ages 5-11, under 5 free. (909) 943-3020, www.oerm.org.

Pasadena MRC Spring Show - Our 63rd Year: 5458 Alhambra Ave., Los Angeles CA. (323) 222-1718. Open House
Donations: Adults \$3, Children \$1 (under 7 free when accompanied by an adult) Contact Joe Behan -
joe@behan.com, www.pmrrc.org/#OPENHOUSE - Saturday, April 26: 1-5 PM and 7-10 PM; Sunday, April
27: 1-5 PM; Tuesday, April 29: 7:30 PM - 10 PM; Saturday, May 3: 1-5 PM and 7-10 PM; Sun, May 4: 1-5 PM


MAY

- 10 San Diego Division Annual Swap Meet.** Poway, CA. 10 AM - Noon
10 San Diego Division Spring Meet. Poway, CA. Noon - ??
17 Santa Susana Open House. 10 AM to 4 PM. Simi Valley, CA. HO layout N modules. For information contact
Richard Parshall (805) 526-0371 or oltwntrn@pacbell.net. Santa Susana Depot is located at Santa Susana Park
(Katherine Rd. Near Kuehner Dr. adjacent to and South of the railroad tracks, about 1 mile South of Los Angeles
St. in Simi Valley). If coming from the I-118 it is the first right on Kuehner after crossing the RR tracks.
www.trainweb.org/ssmrc
17 Santa Susana RR Historical Society Swap Meet. 7AM - 11 AM in the Santa Susana Park Pavilion. Admission
\$2.00. Sellers contact Richard Parshall (805) 526-0371 or oltwntrn@pacbell.net.
9 LA Division Layout Tour. Details promised later.

JUNE

- 14 San Diego Division Monthly Layout Meet.** Noon - TBA


JULY

- 12 San Diego Division Monthly Layout Meet.** Noon - TBA
12 23rd Annual Mooning of Amtrak. Laguna Niguel (Orange County), CA. <http://moonamtrak.org>
 **3-19: "Maple Leaf 2003" NMRA National Convention.** Toronto, Ontario, Canada. Hosted by Niagara
Frontier Region. registrar@m12003.com, General Information: www.m12003.com

AUGUST

- 9 San Diego Division Summer Meet & Family Picnic.** Rohr Park, Chula Vista, CA. 11 AM

SEPTEMBER

-  **11-14: "Arizona Express 2003" PSR Annual Convention. Phoenix, AZ.** Hosted by the Arizona Division.
Registrar Debbie Draper, zdraper@aol.com. See page 19 for more information and the insert in this issue for
the Registration Form. www.getnet.net/~dickg/nmra/psr/2003conv.html
20 San Diego Division Monthly Layout Meet. Noon - TBA
20 Santa Susana Open House. 10 to 4. Simi Valley, CA. HO layout N modules. For information contact Richard
Parshall (805) 526-0371 or oltwntrn@pacbell.net. Santa Susana Depot is located at Santa Susana Park
(Katherine Rd. Near Kuehner Dr. adjacent to and South of the railroad tracks, about 1 mile South of Los Angeles
St. in Simi Valley). If coming from the I-118 it is the first right on Kuehner after crossing the RR tracks.
www.trainweb.org/ssmrc
20 Santa Susana RR Historical Society Swap Meet. 7 - 11 AM in the Santa Susana Park Pavilion. Admission
\$2.00. Sellers contact Richard Parshall 805 526 0371; or oltwntrn@pacbell.net.

OCTOBER

- 11 Pomona Valley Model Railroad Club (PVMRC).** 8 -12 Swap Meet, 9- 4 Open house. 132 E. 1st Street,
Pomona, CA. Club phone (909) 865-7035. Garey and First SE corner. Lindsay Smith (909) 599-0182 or
windsays@adelphia.net. www.pvmrrc.org
11 San Diego Division Monthly Layout Meet. Noon - TBA

NOVEMBER

- 1-2 LA Division Train Show.** 9 AM - 5 PM. Los Angeles County Arboretum, Arcadia, CA. Admission to garden, for
LA Parks, \$5 adults, \$3 for seniors and students 13 - 17, \$1 kids, free under 5.
8 San Diego Division Fall Meet. TBA
Pasadena MRC Fall Show: Our 63rd Year: 5458 Alhambra Ave., Los Angeles CA. (323) 222-1718. Open House
Donations: Adults \$3, Children \$1 (under 7 free when accompanied by an adult). Contact Joe Behan -
joe@behan.com, www.pmrrc.org/#OPENHOUSE - Saturday, Nov 8: 1-5 PM and 7-10 PM ; Sunday, Nov 9: 1-
5 PM; Tuesday, Nov 11: 7:30 PM - 10 PM; Saturday, Nov 15: 1-5 PM and 7-10 PM; Sun, Nov 16: 1-5 PM

2004

JULY

-  **4 to 11: "Puget Sound Express" NMRA National Convention.** Seattle, WA. Hosted by the Fourth Division
of the Pacific Northwest Region. Information and Registration: Dave Kreidler, (425) 831-5131,
rrnut@msn.com, General Information: www.nmra2004.org



Membership Application

Pacific Southwest Region - National Model Railroad Association®



Date _____

Name _____

Address _____

City _____ State _____ ZIP _____

Telephone () _____ Occupation _____

Primary Scale _____ Date of Birth _____

New [] Renewal [] PSR # _____ NMRA # _____ Exp. Date _____

<u>Class of Membership</u>	<u>NMRA®</u>	<u>PSR**</u>	<u>BOTH</u>
Regular	\$45.00 []	\$7.00 []	\$52.00 []
Student (Under 20 Years)	\$30.00 []	\$2.00 []	\$32.00 []
Affiliate (No Bulletin or Local Publications)	\$23.00 []	\$4.00 []	\$27.00 []
Family	\$ 9.00 []	\$1.00 []	\$10.00 []

** YOU MUST BE A MEMBER OF THE NMRA® TO BE A PSR MEMBER.

Send this application and your check (made payable to "Pacific Southwest Region, NMRA") to: PSR - NMRA, Debbie Draper, 10837 N. 34th Place, Phoenix, AZ 85028-3310. For information on NMRA® or PSR Life or Affiliate Life Membership, contact Debbie at zdraper@aol.com or (602) 953-1681.

Referred By: **PSR DISPATCH**

PSR DISPATCH

Official Publication of the
Pacific Southwest Region
National Model Railroad Association®



PSR STD
U.S. POSTAGE
PAID
PERMIT NO. 1445
PHOENIX, AZ

POSTMASTER: Please send address changes to:
8808 N. 37th Avenue
Phoenix, AZ 85051-3707



Arizona Express 2003
September 11-14, 2003
Phoenix, Arizona



Arizona Express 2003

Pacific Southwest Region Convention

September 11 - 14, 2003 Phoenix, AZ

Presented by the Arizona Division - PSR - NMRA

The Cactus Charlie Route

Date: _____

Name(s): _____ Phone: (____) _____ - _____

Address: _____

City: _____ State: _____ ZIP: _____

E-mail: _____ NMRA# _____ PSR# _____ Primary Scale: _____

Please indicate how you want each First and Last Name to appear on your name badges:

Convention Registration Fares

	<u>Before March 1, 2003</u>	<u>After February 28, 2003</u>
Adult Rail **	No. _____ @ \$55.00	_____ @ \$60.00 _____
Adult Non-Rail	No. _____ @ \$45.00	_____ @ \$50.00 _____
Youth (6 - 20 years)	No. _____ @ \$35.00	_____ @ \$40.00 _____
Single Day (Which? Th F S)	No. _____ @ \$25.00	_____ @ \$25.00 _____
NMRA Membership - Full**	No. _____ @ \$45.00	_____ @ \$45.00 _____
or Affiliate**	No. _____ @ \$23.00	_____ @ \$23.00 _____
PSR Membership	No. _____ @ \$7.00	_____ @ \$7.00 _____

Total Registration Fares: _____

** You must be a NMRA member (Full or Affiliate) to attend. Non-Rails or Youths needn't be a member if accompanied by a NMRA Member.

Payment Method: Cash Check / Money Order

Visa MasterCard American Express Discover

CC No: Exp Date: /

Make checks or money orders (U.S. Funds Only) payable to: **Arizona Express 2003**

Send completed form and funds to:

Debbie Draper, PSR 2003 Convention Registrar

10837 N. 34th Place, Phoenix, AZ 85028-3310 E-mail: zdraper@aol.com

Credit card payment registrations can also be faxed to: **602-953-0751**

Cancellation Policy: Full refund, minus \$5.00 fee for each registrant, available when requested in writing by August 11, 2003 and confirmed back in writing. (E-mail accepted)

Convention Hotel: Sunshine Hotel & Suites, 3600 N. 2nd Ave., Phoenix, AZ 85013-3941, www.getawayresort.com

For reservations, call: 1-800-256-1237, Local: 602-248-0222

Contact "Miss Bizarre Gentlelouis" and state that you are attending the "PSR Model Railroad Convention."