


PSR DISPATCH

PACIFIC SOUTHWEST REGION

National Model Railroad Association®

VOLUME 22, ISSUE 3 — 3RD QUARTER, 2004

© 2004 Pacific Southwest Region, NMRA®



From the Hot Seat!

Ed Hall, MMR, PSR President

trained@cox.net

Hello everyone! By the time you read this it will almost be time for our annual PSR convention in beautiful Glendale, California. I hope to see all of you there. The folks on the convention committee have been working very hard to make this a great get together for all of you. I was looking over the prototype tours they listed, and it was a difficult decision to pick between them (think I may go to all of them). The layout tours are also great, but it will be difficult to find time to see all of them. If you have not been to a convention or if you have not been to one for some time try to make it to this one, you will meet some very interesting people and form new friendships. They also will have "Modeling with the Masters" so you can hone your modeling skills. I could go on talking about the convention but I will leave that to the people that are involved putting it together. I am sure they will have new details for you in this issue.

The news from National is that the Long Range Plan (LRP) has been approved by a four to one ratio, this means that quite a few changes are going to happen in the structure of the NMRA®. I have already been in touch with the people making those changes and will report more as it occurs. For now we will start the implantation process for the plan. There will be lots of

things changing in the near future so look for notices on the Internet and future Dispatch articles. There were some last minute changes in the PSR Directory that did not make it into the last printing. David Johnson has volunteered for the PSR Historian position. Bill Mergard had just volunteered for the historian, but after we talked, we came to a decision that David would fit better in that position. Bill asked if he could carry on the traditional position of "Chief Hobo in Charge" after hearing that Carl Bush had passed away. I'll always remember the first PSR convention I went to, seeing that crazy hat of Carl's with the rail spike sticking out the back of his head. He will be missed.

Again, I hope to see you at the next stop.

PSR Elections

It's election year (no, no, I mean PSR - ed.). The current President and Vice President terms expire in September, so it's time to vote. As of publication time, there are 2 contenders for the office of President, and none for the office of Vice President. The statements for the presidential candidates are on page 7, and the ballot is an insert in this issue. Please mark your ballot as directed, and mail it in - it's pre-addressed, so all you have to do is add a stamp. It's due in no later than September 11th, 2004.

IN THIS ISSUE

From the Hot Seat	1
Director's Reports	2 & 3
Contest Corner	4
Achievement Program	4
Raillettes	5
Chief Gandy Dancer	5
Education Department	6
Candidate Statements	7
Convention Information	8 thru 15
PSR Directory	16
Flag Stops	18

Division Director

Arizona

Don Stewart
Snpw@aol.com



Cajon

Jan Wescott
wescvegas@cox.net



April Mini Meet

Fifteen people gathered at Don Stewart's house on Saturday, April 24 for an evening of slides and food. The grille was fired up and burgers, brats, dogs and chicken found their way into hungry mouths. Slides and a couple of digital presentations took up the rest of the evening. There were some very interesting photos in the mixture that was brought.

June Meet

June 12 was the day of the summer meeting for Arizona Division members as they enjoyed the cool weather in Sedona.

Three clinics were presented on various subjects. These were all interesting and well attended.

§ Bruce Petrarca discussed his "DCC Toolbox" that included the items he used to install and work with DCC decoders. Lots of good information, including a handout of the tools, where to get them and their cost.

§ Charles Stewart condensed "24 Hours of Rail Fanning on the Cumbres & Toltec Scenic RR" into one hour. He showed excellent photos he had taken during the preparation and departure of the passenger train in the morning run from Chama, NM up to Cumbres Pass and on over to Antonito, CO. His night shots were outstanding and really captured the mood of the steam engine era locale.

§ Don Stewart followed up the C&TS clinic with a computer presentation of restoration projects done by the "Friends of the C&TS". It was amazing to see the difference between the before and the after photos.

A full slate of contests was again held and included construction (kit and open), photographic and favorite model and favorite train categories. Winners were announced at the end of the meeting. Door prizes were provided by An Affair with Trains and John Almond. Thanks!

Another June Meeting in Arizona

This time John Lovely hosted a meeting in Flagstaff, AZ on Saturday, June 19 (yep, just a week after the Sedona meeting). Plans were to meet at the Flagstaff Model Railroad Club, run trains until lunch, barbecue, then travel over the old Southwest Forest Industries

Help! The search is on to locate a capable and willing person to serve as Director for the Cajon Division. A call for nominations will be in the 3rd Quarter 2004 issue of the Order Board. Someone is needed to step up to the plate since I am at term limit. Its time to start nudging some folks and locate someone to keep our glowing Division going. The new Director will assume my duties in September, 2005 at the Region general membership meeting and will serve a term of two years.

Procedures require a nomination slate to be presented to the PSR Board at their midyear meeting scheduled for March 5, 2005. Does that sound far down the road? It's not when you realize it's already August/September as this reaches your mailbox. That gives us about five months to start pounding the beat and find someone. Will it be you and if not, do you know of someone? Start asking! It's a great Division with the most wonderful folks, but someone must take the reins to keep it going.

By the way, is anyone having any fun modeling? Where are all the models? Bring your models to the PSR 2004 convention in Glendale. Members can also bring their models to Barstow Celebration in November. Bring your models for NMRA® judging, bring your models for display and/or popular vote contests. Join my bandwagon to keep our Division Contest Chairs and PSR Achievement Program Chair busy, their break time is over!

The big buzz in the Cajon Division is Barstow and our Model Railroad Month weekend Celebration, November 12-14, 2004. This will certainly be the highlight of all our events. This year the Barstow Railroad Museum (WARM) and the Barstow Chamber of Commerce are getting involved to host extra activities on the Museum grounds. All this in addition to 3 auctions, 7 clinics, and our model contest at the Barstow Ramada



Activity Reports

Los Angeles




Mary Barstow, MMR
vpacific@earthlink.net

Many of our Los Angeles Division members have recently returned from "Puget Sound Express". We all enjoyed a great 4th of July followed by layout tours, prototype tours, clinics, and train show. Many choices! The best part and most gratifying to me was visiting with long time friends.

Los Angeles Division continues to hope for a volunteer to come forward and express an interest in being the *LA Coupler* Editor. Our last issue of the *Coupler* was edited by Bill Mergard. He deserves a major thank you for taking on that responsibility. He has not expressed an interest in being a lifetime *Coupler* editor, however I believe he will "stay on" as needed but would be pleased if someone else were willing to be editor. Please call me if you have an interest in this position.

"RAILS TO THE VERDUGOS" - Full Steam Ahead! As I write this we are about a month plus away from what is quickly coming together to be a wonderful convention. The convention committee is now working on all the final details. As plans come together I encourage all of you to keep an eye on our convention web site. Dick Greatorex, our Web Master, continues to add information as it becomes available. Please call Dave Cox, Convention Chairman, and any of the convention committee, if you have any concerns or questions. Register now, and secure your Hilton Hotel room reservations. Spaces for "Modeling With The Masters" are filling nicely so be sure to reserve yourself a space if you are considering that option.

I look forward to seeing you in Glendale.



San Diego



Rodger Gredvig, MMR
pgredvig@nethere.net

The San Division enjoyed a Spring Meet hosted by the Poway Station All Scale Modelers on Saturday, May 8th at Tierra Bonita Elementary School. The occasion featured a swap meet, potluck, and a clinic by Gary Robinson. Our May mini-meet included a tour of Rodger Gredvig's "N" scale *Lode Stone & Iron RR* featuring desert to mountain scenery and loads of homemade animation. Nearby, Randy Schissler hosted us to his small (5'x6') but super-detailed "HO" layout featuring Bruce Chubb's computer control and sound system. In June Division members went on a road trip, visiting layouts on the Cajon Division "Inland Empire" layout tour in the Riverside area. In July, John Sigurdson gave everyone a last glimpse of his famous *Dakota & Northwestern* "N" scale empire. John has sold his railroad in order to expand development of his "On3" logging layout - of course, he still has his "O" gauge layouts - indoors and out. Coming up we will be visiting Dick Roberts *Nevada County RR* and Dave Balser's *Orion Valley Mining and Lumber Company*. We've also heard that several Division member's will have their layouts or articles in the national magazines in the next year.

June/July was also a busy month for the Vista Short Track Crew club. Once again, they displayed their Ntrak modules at the County Fair. Thanks to many volunteers from every scale, the layout was manned steadily for 3 shifts a day, for 21 straight days. The club is also making progress on their new permanent location as part of the *Vista Antique Gas and Steam Museum*. Five mobile office units were combined and installed for a huge 70' x 40' building. Lots of remodeling and construction lies ahead, but their vision for a permanent home is within sight. The club also graciously loaned four Boy Scout modules (with run-around track) to be displayed at the NMRA National Convention (PSX2004) in Seattle. It was the only operating display at the convention hotel all week, so it got plenty of attention until the train show opened downtown on the weekend. The "Railroading" merit badge clinic was offered at the convention and 35 scouts completed the work and were awarded the badge. Thanks, Short Track Crew, for your contribution.

Contest Corner

Duane E. Buck, PSR Contest Chair
buckgnry@npgcable.com

Who is "A Winner"?

When we enter a contest we all share the hope that our entry will win an award. That, somehow, our efforts will be rewarded.

However, let us consider the contest entries in a different context. Whether or not one wins that coveted sought after award or not may actually be secondary to other benefits derived from entering contests.

When a contest entry is made, the contestant is actually sharing his or her work with others. Another may find that elusive solution to a problem that he or she may have been pondering for some time, through viewing the work of others. Others may be inspired to try new methods and to become more deeply involved in our wonderful hobby.

The final result is that no matter whether your entry wins an award or not, you are a winner. You are a winner for sharing your work with others. Those who view your work are winners also, because they learn from viewing your work.

As you can see, awards aside, there are no losers in the contest room. To use an old cliché, "jump in and get your feet wet". You'll find that there is a certain level of satisfaction in sharing and in knowing that everyone wins when you enter NMRA® contests.

HINTS: Whether you are a repeat contest entrant or are a novice to the contest process, here are a few simple procedures that will enhance your entry appearance and documentation.

1. As you build or make your projects keep a running narrative of the steps used from the beginning to the completion of your project. This will assist you in filling out the required documentation for your entry.

2. Prepare your documentation prior to entering the contest room. Type your documentation if at all possible. Computers provide great diversity in preparing entry and judging forms. If you have doubts about completing the "paperwork", contact your Division or Regional Contest Chair.

3. Display your entries to their best advantage. If it is model rolling stock or motive power, use a display track. Photos should have an attractive matting, but one that does not detract from the photo subject. Arts and crafts should be displayed in appropriate frames or with backgrounds that will enhance their appearance.

The PSR Convention, in Glendale, offers you that opportunity to be a winner. It makes no difference if you



Achievement Program

Don Stewart, AP Program Manager
Snpcw@aol.com

Things have slowed down from last year's torrid pace. I approved and sent to National a Master Builder-Scenery certificate for Don Fowler. I also approved and prepared his Golden Spike Award. He has built an outstanding "N" scale layout!

I have been asked to discuss the NMRA's Achievement program at the upcoming International Plastic Modeler's Society (IPMS) Annual Convention in Phoenix, AZ the first full weekend in August. They too are seeing a decline in membership and look to the NMRA® for some retention ideas. Since they build models too, they thought there might be some synergy between the groups. I can see some areas where I can learn some things from them. I'll report on the results of the convention in my next article and at the September PSR Convention in Glendale, CA.

have entered previous contests or are entering for the first time. Come join and share with us.

PSR WINNERS AT THE NMRA® NATIONAL CONVENTION IN SEATTLE

Several of our PSR members entered various contests at Seattle, in July. They received a number of awards for their efforts.

PHOTO CONTESTS

Mike O'Brien received the 1st Place Award in the Color-Model Category.

Robert De Moss received an Honorable Mention in the Color-Prototype Category.

Charles Nauman received an Honorable Mention in the Black & White-Prototype Category, and two Honorable Mentions in the Color-Prototype Category.

MODEL CONSTRUCTION CONTESTS

Allen Gross, MMR, received the 1st place award in the Non-Revenue Category for his spectacular model of a Logging Hayrack Boom, Spar Tree, Clyde Highlead Yarder. The model filled an entire table. Allen's model also received the "Timber Times" Special Logging Model and the Testor Floquil Best Finish - Non-Revenue Awards.

Rodger Gredvig, MMR, received both the 2nd and 3rd place awards in the Non-Revenue Category for his finely detailed pair of wheel cars. We kept wondering

Continued on page 6
PSR DISPATCH — 3rd Quarter, 2004

Chief Gandy Dancer

Bob Sherlock, PSR Trustee
RLS4000@aol.com



Ladies and Gentlemen, .

As you have (hopefully) heard or read by now, the NMRA[®] Membership voted approval of the new regulations, known as the Long Range Plan.

1. The Long Range Plan passed by the following vote: 2221 were cast in favor and 536 against. National and the Regions will have about fifteen months to put the regulations in place.

Article VIII, Section 10 of the Regulations provides for the establishment of the "Regional Advisory Council" (RAC) and describes its function. Each Region President is a member of the RAC. The RAC has several actions to perform over the next few months to help place the new regulations in service. The RAC organizing committee is composed of Southeast Region Trustee Bob Beaty, Lone Star Region Trustee Jim Langston, and Sunshine Region Trustee Bob Gangwish as chairman.

FLASH FLASH FLASH

2. The Pacific Southwest Region can be very proud of its membership as it is well represented from the National down through the Region. One of our members has worked very hard and has distinguished herself at the National level to the extent that she has received the "Presidents Award" for the year 2004. Our own Jan Wescott has worked very hard reorganizing the NMRA[®] Education Department. This has been a major undertaking. "Congratulations Jan!", job well done!

3. The new President, John Roberts and the new Vice President, Mike Brestal, took office at the NMRA Annual Business Meeting on Friday at the convention.

4. The JCP has gone through a name change. Now known as the Junior Clinic Program, it is operated by Dick Flock, who reports to Jan Wescott. Any questions or suggestions should be directed to them. Note the JCP was run at the National Train Show only and was a great success. The booth was packed with many young people at all times.

5. The next couple of book projects are well underway. One project is a collection of Vintage Freight Cars. The second is a soft bound book on open loads and should be available soon. Watch Scale Rails for information.

6. The search goes on for a location for the Howell Day Museum. Nothing as yet, but The California

PSR DISPATCH — 3rd Quarter, 2004

Railroad Museum (Sacramento) is very interested in our being part of their expansion over the next several years.

7. Meetings and Trade Shows are working very hard in the procurement of site and etc. for future Conventions. In the planning are Cincinnati in 2005, Philadelphia in 2006, Detroit in 2007, Anaheim in 2008, and looking at Hartford in 2009.

8. The National Train Show was well received by manufacturing and vendors alike. A total of over 15,000 attended the show. There were so many new products and models to check out that it was a very busy time for all.

This will be my last report to you, the membership as my term will end in September of this year, 2004. It has been a pleasure working with everyone to further this great hobby of model railroading. With the passing of the new regulations the NMRA[®] has a bright future.

I wish to thank all of you for your support and assistance in making this hobby better than ever.

Happy Railroading! Bob

Railettes

Janet Spooner, Railette Chair

jspooner86@aol.com

Calling all Railettes! Hope to see many of you in September in Glendale, CA. While it may not be the most activity filled time for Railettes, I promise we will keep you busy and we will have a good time. The Railette room will be open everyday from 9 to 5 (sounds like a working day or movie or something) so we need some goodies to keep the energy flowing. Also any white elephant gifts would be appreciated. If crafts run dry, we can always do a field trip to a mall. Shopping is always fun.

The auction on Thursday evening will include some items of interest to us ladies so, please, plan on attending and having fun.

On Friday we will be having the Railette luncheon. It is free to all Railettes and \$15.00 for anyone else who would care to come. But we do need a count of the number attending, so let us know as soon as possible. There is a place on the registration form.

Saturday is the day most things wind down and the Railette room might be closed in the afternoon to allow time for preparation for the banquet. It seems that the older I get the longer these preparations take.

Hope to see many of you in September and I am looking forward to a great time!

PSR Education Department



Joe Dorner, PSR Education Chair
joe@joetheprogrammer.com

Several little bits of info this time. Most passed on from Jan as forwarded from the NMRA®. I'd like to thank Jan for writing most of the column this month, please, keep it up, it makes things a lot easier.

The big NMRA® news is the LRP passing and more details will be forthcoming from our PSR Trustee Bob Sherlock. By an overwhelming margin, members of the National Model Railroad Association (NMRA) have approved the organization's new regulations. The vote was 2,221 for and 536 against. The regulations, which replace the amended 1935 constitution and by-laws, will be implemented over the next 18 months. They are part of the NMRA's Long-Range Plan, which is intended to make the organization more responsive and relevant in the new century.

A "well done" to all our PSR members that participated and did well at the NMRA® Contest in Seattle. I'm sure Duane Buck, Region Contest Chair, will detail winners in his column. But special hats off to Rodger Gredvig and San Diego Division. Rodger hauled his Boy Scout modules to the convention center and these were prominently displayed in the hallway near the contest room. Really superb modeling.

Modeling with the Masters Program at the National Convention went well. Two of the sessions sold out. Clark Kooning, Program Manager, has since received many kudos for his efforts.

The experiment to host the JCP Youth program exclusively at the National Train Show went extremely well. More than 211 kids participated learning how to make trees, build cars, cut foam tunnels, airbrush and help scenic a layout. That's the Junior Clinics Program - the NMRA® and the manufacturers sponsor work stations. The kids circle the various work stations making trees, experience cutting foam, air brushing, operating trains, building cars/structures and help scenic a Marklin donated layout. This year the completed layout was donated to the Mt. Ranier Boys and Girls Club. After completing the work station experiences the kids all received a gift goodie bag and tee shirt.

Congratulations to our Education Director, Jan Wescott, for receiving the NMRA® President's Award in recognition of her work with the National Education Department.

Three MMRs were awarded their certificates in Seattle and these will be profiled in *Scale Rails*. I am always impressed with the people that put in the great effort required for the MMR, including our own Ed Hall as well as several other area members.

Wow, did we ever have a load of photo and slide entries this year! Some folks tell me it goes in peaks and valleys. To me (my opinion only) it is the sign of the current times as more and more members are finding spare time scarce as evidenced by the surging popularity of Ready To Runs. In any event we had 110 model entries, 163 photo/slides, 22 Arts/Crafts and a large number of entries (25) in modular group/individual modular category. We are now working to get all of the photos of the winning entries up on the NMRA® website.

Please, send in any information on educational programs that your groups are trying out, or interested in sponsoring. I know that National is working hard on the youth program, but many groups are involving people of all ages. One way to attract people to your club is to sponsor running sessions, or learning sessions, and involve those that have never looked on model trains as a way to spend their time. Many groups, such as the "N-Trak" clubs, specialize in bringing layouts to the outside world. I was active in the San Diego "N" Scale group, which had one of the layouts at the SD Balboa Park museum. We would see dozens of people a week walk by, but did not really involve them in our activities.

Contest Corner (continued)

how one could "squeeze" so much detail into these tiny "N" scale models.

Duane Buck received the 1st place award in the Diesel & Other Category for his scratchbuilt GE 44 Ton, GN #50, diesel which was made up of almost 500 parts. Duane's model also received the Brotherhood of Locomotive Engineers' Brass Bell Award (his third).

ARTS & CRAFTS

Carolyn Weber received 1st place in the Needlework Pattern Category for her men's shirt.

Cajon (continued)

Inn plus a two-day train show at the Harvey House, a railfan's paradise. Everyone is invited! For a copy of our event flyer, train show flyer or Barstow Museum festivities please visit our private website at www.cajon.org under "Events".


Reminding all of you, the \$100 first place cash prize for our popular vote model contest in Barstow is building an Order Board or a handcar shed. Sure hope to see many of you in Glendale. I'm really looking forward to it!



PSR Officer Elections

Candidate Statements

PSR President



Ed Hall: I have been a volunteer in the PSR for about 15 years. I started as the Cajon Division contest chair, then the Cajon Superintendent for two terms. I was then elected Director for the Cajon Division, and after my second term was completed I was appointed to fill the gap as Vice President. I was then elected as President of the PSR, my current term expiring in September.

My goals for the PSR are to increase the membership by getting people more involved in the PSR. I would like to see people getting into the working end of the Region, finding out that "politics" are not all that bad.

I also wish to usher in the Long Range Plan with the PSR, although this will most likely take a few years to complete because of all the changes that will be incorporated.

Balancing the PSR budget is also on the list, which may take several steps to accomplish. One way is to switch the Dispatch from a paper mailing to electronic delivery where possible.

Please show your support by voting – not for me, but for the PSR.



Martin Judd: My name is Martin Judd. I am a 55-year-old professional firefighter who has lived in Las Vegas for over 25 years. My wife Sue and I have been married for over 18 years and our children are grown. I currently work as the Supervisor of Dispatchers for the NTTR Fire Department and oversee all computer operations within the Department.

For the past three years I have served on the Cajon Division Board Team. I have also served as a contest judge for a Regional and several Divisional NMRA Contests. Although I have no experience in the PSR I have served as Director and President of many other volunteer and community organizations. For example I was the head of the Spring Mountain Free Trappers (a black powder shooting and historical reenactment organization) and also served on their Council for over ten years. I primarily model in HO but have some N scale for under my Christmas tree along with a selection of Lionel in Boston & Maine paint. My grandfather was an engineer on the Boston & Maine for over 25 years and probably my biggest influence for my love of trains.

I've debated long and hard on why I would or should throw my name in the ring for the PSR Presidency. One reason is that I feel the membership should be offered a choice. It is only through choice that we can begin to feel we have a voice in how things are going to be run and that our vote can make a difference. Another reason is that I have a deep interest in the NMRA® and care about its growth and the well being of our hobby. Now that the LRP has passed, changes are inevitable. The new NMRA® Regulations are going to be phased in over the next 18 months and in many areas we won't be doing business as usual. I believe change can be good and perhaps my not having any experience in the PSR may also be beneficial. I am not entrenched in old school ways of doing things and can approach this transition with a fresh, clear and open mind. I want to be a part of the change and believe I can draw from my past experiences in leadership to be an asset to the PSR. I am known to be conscientious, detailed, and organized; a person willing to take a stand if it becomes necessary. I'm not promising you a platform to change the world or move mountains. I am very aware of the responsibilities of this office and am willing to learn the ropes and give it my best shot.

I seek the support of **your** vote but more importantly no matter whom you choose to vote for, please vote. My dad always told me that you **don't** have the right to complain if you don't vote!

Rails to the Verdugos

Pacific Southwest Region Convention
September 15th through 19th, 2004

General Information

Mary Barstow, MMR, Convention Committee

The next pages of information on the 2004 PSR Convention, **Rails To The Verdugos**, will help to describe some of the activities that we have planned, including clinics, tours, contests and many other events and activities designed to keep you busy and entertained. Also in this issue is the Convention Registration Form and the Extra Fare Registration form. Please note cut-off dates, and get your registration in today!

CONVENTION WEB SITE:

www.getnet.com/~dickg/nmra/psr/2004conv.html

REGISTRATION FEES:

The following NMRA® member registration options are available:

Full Adult Rail:	\$ 70
Raillette:	\$ 60
Teen (13 - 20):	\$ 40
Youth (under 13 w/ paid adult):	Free
Single Day:	\$ 30

Non-NMRA® attendees must pay an additional fee of \$15 which may include one time only 6 month NMRA® Rail Pass of \$ 9.95.

Make checks or money orders (U. S. Funds only) payable to L.A. Division and mail to John Oliver, Registrar, 29011 Geronimo Dr., Rancho Palos Verdes, 90275-3034.

HOTEL:

The Glendale Hilton

100 W. Glenoaks Blvd, Glendale, CA 91202


<http://www.hilton.com/en/hi/hotels/index.jhtml?cityhocr=BURHGHH>

Room Rates: \$89.00 single/double per night, \$10 each additional person

For Reservations: Phone 1-818-956-5466 or e-mail: HILTON.COM.GLENDALE.RESERVATIONS.GROUP@HILTON.COM CODE NMA.

Be sure to mention that you are attending the PSR Model Train Convention (otherwise the regular rate would be \$149 per night.)

Location: Just North of the 134 Fwy, (the connector between the 210 and the 101 Fwys.), between the 2 Fwy & 5 Fwy.



COMMITTEE MEMBERS:

Convention Chairman – David Cox

178 S. Greta Green Way, LA. 90049-4016
310-472-6363, david23star@1stnetusa.com

Registrar – John Oliver

29011 Geronimo Dr., Palos Verdes, CA 90275.
310-377-6265, low227-1@lafn.org

Treasurer – Paul Cutter

3042 Earlmart Dr., L.A. CA 90064
310-837-5269, patecu@sbcglobal.net

Train Show – Paul Cutter

3042 Earlmart Dr., L.A. CA 90064
310-837-5269, patecu@sbcglobal.net
Bill Mergard – mdlrerrbill@earthlink.net

Clinic Chairs – Mary Barstow

6930 Clovercliff Dr., Palos Verdes, CA 90275
310-377-9762, pvpacific@earthlink.net
Sandy Friedfeld – sandjol@aol.com

Auction Coordinator – Jan Wescott

180 W. Middletown Dr., Henderson, NV 89015
wescvegas@cox.net

Prototype Tours – Bob DeMoss

3706 Woodruff Ave., Long Beach, CA 90808
562-421-0919, bobrds.sfscrr@verizon.net

Layout Tours – Bob Chaparro

22372 Canaveras, Mission Viejo, CA 92691
949-770-5158, chiefbobbb@cox.net

Contest Chairman – Lindsay Smith

1446 Paseo Garcia, San Dimas, CA 91773
909-599-0182, wlindsays@adelphia.net

Railettes – Janet Spooner

16013 N. 99th Dr., Sun City, AZ 85351-1246
623-977-6760, jspooner86@aol.com

Publicity – Mary Barstow

pvpacific@earthlink.net

Program – Charley Hepperle

490 Cinderella Dr., Claremont, CA 91711-5124
chepp@hotmail.com

Layout Tours - Home

Bob Chaparro, Layout Chairman

John Bruce

The owner has taken his lifelong interest in multiple railroads, regions and eras and transformed these into a layout featuring a series of connected dioramas. These scenes cover widely separate geographical areas and different prototypes. The highly-detailed layout represents New England, the mid-Atlantic Northeast, Colorado, the desert Southwest, and California. Trackage is dual-gauge in some areas and even features some European prototype mainline with appropriate catenary. Located in a semi-basement area of a hillside house, the benchwork and the basic layout plan evolved around fixed elements of the room and the general method outlined in John Armstrong's *Track Planning for Realistic Operation*.

James de Bree


This 22' x 23' HO scale layout was begun in 2002. The layout is housed in a room built especially for the layout. The first level bench work is completed as the 165 foot mainline with much of it double tracked. A branch line is under construction that connects to a second level and will feature a very large freight yard, some industry and a large locomotive servicing facility. The scenery is ten percent complete. The layout is controlled by DCC (NCE system). Approximately 60 locomotives have been converted to DCC. It depicts a modern era with a few steam locomotives (with sound) for fan trips. The layout can run four trains at once.

Steve Dodge

This standard-gauge "G" Scale layout is the result of ten years of planning and four years of building. Steam engines, first generation diesels and rolling stock depict the 1940's and 1950's era. Heavyweight and streamlined passenger trains pass long slow freights on three scale miles of mainline running through Western plains, canyons, and mountains in this layout that cleverly integrates railroad and garden under an existing large oak. The design is a twice-folded dog bone plan with four passing sidings. The layout features long trestles and a bridge in front of a 12' waterfall.

Jim Eldridge

The 1930's era "G" Scale *Goldeye Mining Company* operates in an area 16' x 32' with 250 feet of track. The design is an elevated (28 inches high) island with an overlapping elevated loop. Two sidings, a fifty-foot long trestle, 2.5% grade and an embankment round out the mainline features. Track power is provided by a Crest Train Engineer system. Scenery and other construction are about two-thirds complete. Several buildings and



Rails to the Verdugos

other features create vignettes, including a pond, a desert, a valley, and a mountain. Various ecological systems are represented, such as forest, desert and aquatic.

Dale Green

This is an outdoor version of the *Pacific Electric* in 1½ inch scale with 600 feet of track, 2 ½ percent grades and real cuts through the terrain. The layout features a 950 series PE street car and a model of the rare PE 1593 freight motor, formerly owned by the Red River Valley logging railroad. Both units are battery-powered, developing one horse power, and feature actual traction locomotive sounds recorded at the Orange Empire Railroad Museum.

Cliff Harwood

Housed in its own room, this layout represents the dual-gauge *Carson & Colorado RR* on May 26, 1960. Resulting from an imaginary rise from the ashes, the *Carson & Colorado (S.P.)* returns as the *Nevada & California Railroad*. The turntable at Laws, CA, as well as many scratchbuilt buildings are modeled from photographs. The railroad melds standard gauge with dual gauge and employs the original narrow gauge with transfer facilities at Owenyo. The main rails circle the Mammoth Lakes Basin, which is scaled down to fit the space. Currently there are 3 scale miles of standard code 100 rail including the "Round Valley" facilities track and 7/10 of a scale mile of dual-gauge, code 70. When completed, the dual-gauge will be Main #2, totaling 1 1/3 scale miles.


Michael Houston

This outdoor layout is on a table three feet off the ground. It is 45 feet long and between 5 to 6 feet wide. The track goes about 12 inches above the table (into a mountain) and below the table and forms a hidden return line. Structures include a church on a hill, cemetery, small town and a trolley line. There's an 8 foot dogleg at one end and a double-deck layout at the other. The center section is a series of switchbacks to move the train from table top to a different elevation.

Ed Lazarus

The "N" scale *Greater Wilmington Authority Railroad* is set in the fall of 1946. This 2 1/2 x 9 foot layout is completely scened and has all planned structures in place, a rarity for many layouts. A major feature for this

Rails to the Verdugos



Layout Tours - Home (Continued)

layout is the many electronic circuits employed for automatic operation of the trains.

Gerold Merker

This is one of the few basement layouts in Southern California. Measuring 32' x 60', this "On3" layout evolved from an original "O" Standard Gauge layout and represents the *D&RGW* along the Alamosa to Durango segment. It is a single-deck design and completely scened, with hundreds of handmade trees, and beautiful backdrops painted by Ray Spencer of Disney and Slim Gauge Guild fame. There are many highly detailed mini-scenes throughout. Wireless control guides the point-to-point operations. This layout was featured in *RMC* (June '95) and *Proto-48 Magazine*.

Eric Michaelson

This hi-rail "O" Scale layout was featured in the July 2003 issue of *Classic Toy Trains*. The layout is 36' x 14' and represents the 1954 era in a Southern California setting. Filming was just completed by the PBS television series "Tracks Ahead" for inclusion in the upcoming season. The layout features many unique animations, including an "Exploding Gas Station" that must be seen to be believed.

RWL Layout

This is a rarely seen operating "S" scale layout, four collections of vehicles and trains plus a small collection of antique bicycles. The operating layout is 16' x 32' and features hundreds of American Flyer static and operating accessories, some dating to the earliest years of this line. Four trains may be operated at one time. In addition, three custom-built locomotives operate on the layout. These are an Erie Triplex, a UP Challenger and a UP Big Boy. The layout is housed in the grand ballroom of a 1911 Pasadena mansion that was used for the exterior shots in the TV series "Benson." The mansion and grounds are impressive as is the stately neighborhood.

William Simonton

This fully scened layout is an "O" scale, two-rail layout depicting the Southern Pacific from the 1940's to the end of steam. There are 550 feet of mainline in a space of 20' x 48'. The layout contains many scratchbuilt and early "O" scale kit structures, some

dating to the early 1950's

Bob Smaus

This early 1950's 17' x 19' "HO" layout represents portions of the *Southern Pacific* including downtown Los Angeles and Fillmore to the North. The layout features a simple double-track folded dog bone design on a single deck. A long backdrop divides the layout into various scenes. Operations center on citrus icing, loading and distribution layout. Many articles on various design and construction techniques have been featured in the model press. The track plan and photos were in the March, 1999, *Model Railroader*

Larry Stark

The *Lariat Lines* represent a fictitious California short line set in the early 1930's, connecting with a major Class 1 transcontinental railroad. With 18 served industries the *Lariat* has a good traffic base generating sufficient cash flow to sustain itself through the Depression. The 12 x 17 railroad is located in a converted garage. It's a duck under twice around design. All track is Code 83. The 130 foot mainline has a minimum 30" radius. The track plan features hidden storage and a large fifteen foot yard. Wiring and track are approximately 90% complete. Control is traditional block wiring for 5 cab controls

Bill Topham

The "HO" scale *Silver Palace Lines* has appeared three times in the hobby press and is so named because it follows *Southern Pacific* prototype. The layout has a 216 foot single track mainline with five train-length passing sidings and two large yards. The design allows either point-to-point or continuous operation from five cabs featuring both steam and diesel power. Total trackage exceeds 580 feet. Scenery is complete.

Dan Wexler

The *Hamlin & Valley Central Railway* is located somewhere in California during the early 1960's with the *ATSF* as an operating partner. It serves produce growers in the San Benito Valley. The *Hamlin & Valley Central Railway* is a free-lanced HO scale railway following *ATSF* practices. It is housed in a finished two car 18' x 20' garage. The track plan is a point to loop configuration with approximately 300 ft. of code 100 rail. There are 53 turnouts. Digitrax DCC powers the railroad. Trains are predominantly stem powered, all of which are equipped with Soundtraxx decoders. The layout is 40% scened.

Al Wallace

The *Goldfield & Hangtown* is set in the 1890-1915 time-frame, and covers the arid terrain of Nevada to the Sierra foothills in California. The railroad links Goldfield with a *Southern Pacific* branch through its connection at Hangtown. Scenery includes extensive rockwork and realistic ground cover. There are many

Continued on page 15

Clinics

Mary Barstow, MMR, Convention Committee

"Rails To The Verdugos" provides a wide variety of clinics. There should be something for every special interest. Listed below are the presenters and a brief description of each clinic. The clinic schedule has not been finalized at this time. It is suggested that you frequently check with the PSR web site for the most up-to-date information. The schedule will be posted at the earliest possible time. Please note: Modeling With The Masters clinic descriptions have already been printed and the necessary tool list is posted on the web site.

Bruce Bloch & Peter Ely

DCC INTRODUCTION

This clinic will include working examples of sound, light, and running units. Radio throttles will be illustrated as will the basic components of the system and decoders. Example installations will be shown.

Mark Carnighan

CLOSED CIRCUIT CAMERAS FOR MODEL RAILROADS

Have you ever wondered what your layout looks like at track eye level? Mark will give the details for this interesting approach to model railroading. He will discuss available equipment, camera placement, and special techniques that all add to realism.

Demonstrations will be shown.

Dave Connery

STRUCTURE SIDING MATERIALS

Techniques for modeling a wide variety of prototype construction materials including wood, brick, metal, stucco, stone and cast concrete will be covered. The clinic will show how to achieve a wide variety of weathered appearances. Finished examples will be displayed.

Dave Connery

STRUCTURE ROOFING MATERIALS

A wide variety of methods to achieve realistic weathered looks for your roofs is presented. You will learn how to effectively model corrugated and seamed metal, copper sheathing, wood shakes and shingles, tar paper and composition roofs. Examples of the finished products will be provided.

Dave Crammer


LOS ANGELES AREA YARDS

The purpose of this presentation is to explain how individual yards actually function around the LA area. This includes yards at the ports as well as those belonging to the major roads.

Steve Dunham

THE ART OF DECALING

Learn how to decal from the manager of Microscale Industries. Learn the proper materials to use and what



Rails to the Verdugos

products are on the market that will aid you to achieve the best results in model railroading.

Don Fowler

DETAILS MAKE THE DIFFERENCE

This clinic provides ideas for adding small details to create more realistic scenery. Using slides from his "N" Scale 16' x 20' layout, he presents projects that include streets, shop details, fencing, trees, and more. Techniques include scratch building, kit bashing, and the use of commercially available products.

Sandy Friedfeld

COUPLER TUNE-UPS MAKE THE DIFFERENCE

Fine tuning and adjusting Kadee and Microscale couplers for 100% trouble free operation make the difference. How to make a simple gauge for this purpose will be demonstrated as well as other helpful devices that improve layout operation. A handout will be provided.

David Hauver

WEATHERING WITH CHALKS

This clinic covers the basic techniques for weathering with the focus on chalks, hard vs. soft weathering, materials used, how to prepare the chalk, preparing an article for chalking, a how-to demonstration, weathering trucks and couplers, ancillary weathering techniques, and a scale of distance discussion as it relates to weathering. (David's award winning Piute Flats Branch Line "N" Scale layout can be seen at our Train Show.)

David Hauver

CONSTRUCTING A MOUNTAIN AND MOUNTAIN SCENERY


"Now the track work is complete, what do I do next?" Presented will be constructing a mountain including layout preparation, under structure, undercoat, rock surfaces, ground surfaces, bonding mediums, applying dirt, weeds, loose rocks, shrubs, and flowers. Scale of distance as applied to scenery is discussed.

Byron Henderson

OPS SESSION DESIGN - FREELANCE AND PROTOTYPE

This clinic describes straight forward steps to creating a successful plan for operations. Key goals are creating a unique personality for each train and operating role, developing the interaction of trains and operators, and striking the balance that makes for smooth Ops sessions. Operations can begin well before the layout is finished. Ways to "phase in" operating sophistication is explored. (Byron has authored articles for *Model Railroad Planning and Layout Design Journal*.)

Continued on page 12



Rails to the Verdugos

Clinics - (Continued)

Charley Hepperle

MODEL RAILROAD PHOTOGRAPHY

Learn how to meet the challenges of model photography. Topics covered will include photo equipment, lighting, perspective, and other tricks of the trade. Digital photography will also be discussed.

Bryan Hunnell

HISTORICAL STRUCTURES

A Southern California packing house is the subject of this clinic. A design package, created by members of the Southern California Rail Museum in Fullerton, is presented. Learn how it started, the research, creating the plans, drawings, design compression, and model building. The finished product is an historically accurate model in "HO" scale.

Bob Mitchell

PERFECT PINES

Join Bob as he takes you on a journey from concept to manufacture of the "perfect pine." Bob is owner of Perfect Pines and his clinic will first look at what went into the development and execution of the product including the specialized tools used to make these innovative trees. He will review special uses for the trees including hiding backdrop shadows, disguising outside corners and blending in mirror edges. This clinic provides a "hands on" opportunity for all attendees. You will leave with a finished tree ready to place on your layout.

Bob Moore

PASSENGER TRAIN RATIONALE

This clinic provides the rationale for having passenger trains on model railroads that do not have passenger trains. If your model railroad is such a railroad, but you would like to have an occasional passenger train on your rails, there are many reasons to do so. Learn these reasons and how useful a swap meet can be to help you accomplish this.

Charles Nauman

PINES, PALMS, JOSHUA'S, AND BUSHES

New and more realistic model trees and techniques for making model trees are becoming available. This clinic will concentrate on some new products, and on recent techniques for making pine trees, palm trees, joshua trees, and bushes or shrubs. Deciduous trees will

be touched upon as time allows.

John Roberts, NMRA® President

MEET THE PRESIDENT

John will do a clinic on NMRA® issues and what's on the horizon for the NMRA®. A question and answer period will follow.

John Roberts, NMRA® President

BLUE RIDGE & SOUTHERN RR

John Robert's new *Blue Ridge & Southern* is a 29' x 24' "O" Scale railroad set in the early 1980's in and around Clifton Forge, VA. on the ex-C&O Railway. His clinic will describe the evolution through several HO layouts and the move to "O" Scale along with his use of prototype locations as "signature" features on the model railroad. The layout was featured in March 2004 *Model Railroad Planning*. His slide show will have plenty of both prototype and model photos.

Lindsay Smith

MAKE THE WHEELS GO ROUND

Improve your model locomotive performance by reducing the friction of the wheel sets. Make the wheels and axles circular or round so that you can avoid having to buy expensive wheels. You'll leave with a discipline for evaluating freight and passenger car wheel sets.

R. Lamar Scheuerman

THE CARRIZO GORGE & ITS RAILWAYS

My presentation will be about developments since the publication of Robert Hanft's book, *San Diego & Arizona: The Impossible Railroad*, in 1988. I will show slides through Baja California and the Gorge. The SD&A was reopened in February, 2004 and a freight interchange with UP is scheduled. I have worked as brakeman or been a passenger on many trips, so this is more than a rail fan's acquaintance. A book, *San Diego & Arizona: the New Millennium*, is planned.

Don Stewart

RESTORATION ON THE CUMBRES & TOLTEC SCENIC RAILWAY

A group known as "Friends of the C&TS" was created to preserve and maintain 64 miles of track from Chama, NM, to Antonito, CO, repair structures, and keep steam era equipment in operating condition. Six operating narrow gauge steam engines and over 60 cars have been repaired, rebuilt, and painted to represent the 20's through 50's on the railroad. Don takes you through many of the restoration projects and shows the beginning of many of the projects, the reconstruction, and the current condition of these magnificent pieces of our railroad heritage.

El Swerdfeger

CIRCUS MODEL BUILDING

Why railroads? Because the circus traveled by rails. This clinic will discuss where to find information about the circus. It will help you get started in building

Continued on page 14

Model Train Show


Bob Chaparro, Layout Chairman

There will be a **Model Train Show** held in conjunction with "Rails To The Verdugos." It will be open to the public on September 18th and September 19th, 2004 from 10:00 AM until 5:00 PM. Registered convention attendees will have exclusive access to the show from 9:00 am to 10:00 am on Saturday morning, September 18th and then will have unlimited access with no charge any time that Saturday and Sunday. The show will be held at the North Glendale United Methodist Church which is located on Fairview Avenue one block north of Glenoaks, and just west of Central. The hotel is bordered by Central on the West and Glenoaks on the North. So, crossing a couple of streets brings you right to the church hall. This will be your chance to buy various railroad related items, such as hats, T-Shirts, whistles, pins, cars, and the list goes on! The Methodist Church has graciously offered to sell snacks and refreshments. Vendors will be present to show you the latest.

Three modular clubs will be operating in Ellis Hall. **The Orange County Modular Railroad** features a High Sierra section, engine facility, **Orange County Packing House section, plus several small industrial areas plus some general scenery areas.** There is a good mix of different modeling techniques and styles. **Southern California O Scale Light Railers (Citrus Empire)** is an industrial railroad of the 1940's. **The '20's-'30's HO Modular Club** depicts standard, narrow gauge and traction lines in the time before World War II. Great care has been taken to build authentic scenes that include a yard, engine facilities, mine, farm, small towns and a city.

Two privately owned small and perfect layouts will also be shown. David and Charlotte Hauver will bring their **Piute Flats Branch** of the **D&RGW** to the show. This is a free-style "N" scale layout set in southwestern Colorado in the mid 1950's. The layout includes steep canyon walls, massive rock formations, a large trestle bridge, ghost town, and hobo camp. Lynn Austin's "On30" and "On18" **Sedona & Pacific** is another example of a beautifully detailed module. Represented is a branch line in the SW corner of Nevada about the 1930's. There is plenty of animation and sound in this dirtalite mining camp. Animals of all sorts can be spotted. Both layouts are award winners.

Please contact Paul Cutter at (310) 837-5269 for additional information.



Rails to the Verdugos

Layout Tours - Clubs

Bob Chaparro, Layout Chairman

The Glendale Model Railroad Club

Verdugo Valley Lines - HO, HO_{N3}

Wednesday, September 15, 7 pm - 10 pm.

Friday, September 17, 7 pm - 10 pm.

Glendale Model Railroad Club's 25' x 40' modern era layout realistically models Southern California. From Los Angeles Union Station SP trains pass through Burbank, San Fernando, Saugus, Mojave, Walong, Caliente, and Edison on the way to Bakersfield. Tehachapi loop is beautifully represented. Buildings reflect the originals, especially L.A. Union Station. Reviewed in Model Railroader, May 1996.

Highland Park Society of Railroad Engineers -

Highland Pacific - HO, HO_{N3} & Traction

Wednesday, September 15, 7 pm - 10 pm.

Saturday, September 18, 10 am - 4 pm.

The Highland Park Society of Model Engineers Club is a 42' x 82' mixed era layout formed in 1948, one of the oldest in Southern California. The layout is mainly "HO" with some "HO_{N3}" in the mountainous half; the other half is coastal. It is CPC controlled with five individual cabs and several major yards with cabs. Beautiful scenes are of Del Mar, Angels' Flight, Bayshore Depot, Blue River Timber Co., and Angel's Bridge. Reviewed in RMC, December 1995.

Los Angeles N-Scale Association

East Valley Lines - N

Friday, September 17, 1:30 pm - 4:30 pm.


Saturday, September 18, 11 am - 3 pm.

Located in the Travel Town Museum at Griffith Park, this club operates a 2,000 sq. ft. layout with finely crafted scenes depicting the rich variety of California's landscapes, from the desert to the mountains and forests from farms and orchards to the sea. Though the layout itself is mostly representative of present day California, the trains themselves recall railroading from the First World War to the present, from Mexico to Alaska. Visitors are liable to see a gleaming California Zephyr, a long train of grimy hopper cars, a hotshot container train, or a stately yellow Union Pacific Streamliner.

Pasadena Railroad Club - Sierra Pacific - HO, HO_{N3}, & Traction

Saturday, September 18, 1 pm - 5 pm.

Sunday, September 19, 11 am - 4 pm.



Rails to the Verdugos

Layout Tours - Clubs (continued)

The Pasadena Model Railroad Club operates the Sierra Pacific Lines, one of the worlds largest "HO" scale operating model railroads, covering 5000 sq. ft. The railroad has over 30,000 feet of hand laid steel rail. A four track mainline allows for operating up to ten 30 ft. trains. Branch lines serve coal mines, ore and limestone mines. There is a lumber mill and logging operations. Recently a theatrical lighting system has been installed allowing trains to operate in a semiautomatically controlled 24 hour day-night sequence. It must be seen to be believed.

Pomona Valley Model Railroad Club - HO
Sunday, September 19, 1 pm - 4 pm.

This is a free-lance layout of the members own conception with prototypical coverage of California. It does not model any real-life particular branch or railroad, though some have come to acknowledge certain areas of importance: Walong, Tehachapi, Cajon, and Los Angeles, to name a few. The layout is about 140' x 30'.

Santa Susana Club - The Santa Susana Pacific - HO
Saturday; September 18, 10 am - 4 pm.
Sunday, September 19, 10 am - 4 pm.

The Santa Susana Railroad Historical Society is a group of avid model railroaders and rail fans in Southern California's Los Angeles and Ventura Counties. The Club maintains a large, all DCC, "HO" scale model railroad with over 500 feet of track. Our layout is a model of the Southern Pacific Railroad from LAUPT to Portland, Oregon. Because we are a key historical building in Simi Valley, our layout has about one third of our trackage and scenery dedicated to Simi Valley in the mid 50's. We are a division of the Rancho Simi Foundation, a nonprofit organization dedicated to the restoration and maintenance of our 1903 SP Depot.

In addition to the layout, there is a museum that contains original and period furnishings and artifacts from the station's working days.

Slim Gauge Guild - Colorado and Sierra Railroad - HOn3, Sn3

Friday, September 17, 7 pm - 10 pm.
Saturday, September 18, 10 am - 4 pm.

Colorado scenery has been incredibly recreated on the Slim Gauge Guild layout. The "Sn3" part of the layout represents 1900 era free-lanced scenes typical of

Western narrow gauge, mining and logging. The "HOn3" layout depicts favorite locations in Colorado. Rails pass through Gunnison into Black Canyon, and on to Cimarron. Dawes Viaduct and Crystal Creek Bridge are modeled.

LA Live Steam

Friday, September 17, 1:30 pm - 3:30 pm The Los Angeles Live Steam club runs steam, diesel, and electric locomotives. Gondolas are used for the rolling stock; a caboose for the brakeman completes the consist. The 7 1/2 inch gauge track runs for more than 20,000 feet. It also operates extensive layouts for 4 3/4" and 3 1/2" gauge trains. There are 2 turntables, 42 steaming bays, plus 2 powered hoists. 80 switches can be counted. An electronic signal system is used. Riders enjoy seeing miniature towns, water towers, train stations, and control towers. Several tunnels lead to a fantastic 216 foot steel truss bridge.

Clinics - (Continued)

models. I will show circus models in "HO", "O", and "G" Scales.

Roger Gredvig, MMR, John Sigurdson, MMR, Ben Sevier, Gary Robinson, Bob Moore and Don Fowler

SAN DIEGO DIVISION'S SCENERY SPECIAL

This clinic offers "hands on" basic scenery instruction for creating streets, rock castings, trees, ground cover, and water. Provided with a square foot foam block, participants move from scenery station to scenery station to finally leave with a completed module. All participants will become expert scenery gurus in no time at all. This clinic is a two part clinic. There is no charge, but it is limited to the first twenty-four who sign up.

Bob Larson

WESTERN PACIFIC TRACKSIDE

Bob is a retired locomotive engineer and author of a book titled *Western Pacific Trackside*. His entertaining slide show literally chronicles portions of his 40 plus years of service on Western American railroads. Bob has fired and engineered every type of locomotive from the smallest narrow gauge steamer up through the mightiest articulated monster and captures it all through the lens of his camera. (Friday, Sept. 17th, 7:00 pm - 9:30 pm, SP (B).

Hobby Shops - (Continued)

The Train Stop

211 W. Bonita Ave., San Dimas, Ca.

Open: Tu - F 10 - 5, Sat. 9 - 5, closed Sun. & M

From Glendale: 134 east, 210 east to San Dimas Ave. exit, south to Bonita Ave., west 1 blk. north side.

Hobby Shops

Dave Cox, Convention Chairman

For those traveling to the 2004 PSR Convention in Glendale this September, here are a list of hobby shops that will be open for your convenience.

All Aboard Model Railroad Emporium

3867 Pacific Coast Highway, Torrance, Ca

Offering almost 25% discount on most items Open: M - Sat. 10 - 6, F 10 - 8, Sun. 10 - 5 from Glendale: 134 west, 5 south, 110 south, Pac. Coast Hwy west to 2 blks west of Hawthorne Bl., south side.

Allied Model Trains

4411 S. Sepulveda Blvd., Culver City, Ca

Offering store wide discounts on most items for NMRA members w/ID, plus super specials Open: M - Sat. 10 - 6, F 10 - 7, closed Sun. from Glendale: 134 west, 101 west, 405 south, Culver Blvd exit, south to Bradock, north to Sepulveda, southwest corner.

Hobby Warehouse

4105 E. South St., Lakewood, Ca. Open: M - F 10 - 8, Sat. & Sun. 10 - 6 from Glendale: 134 west, 5 south, 605 south to South St. exit, west to w/o Lakewood Blvd., north side

Marty's Hobbies

1728 Moorpark Rd., Thousand Oaks, Ca. Open M - Th 10 - 8, F - 9, Sat - 6, Sun - 5 From Glendale: 134 west, 101 west, 23 north, Janss Rd exit west to Moorpark Rd.

Mod-L-Mania

3908 Atlantic Blvd., Long Beach, Ca.
Open: M - F 10 - 7, Sat. 10 - 6, Sun. 11 - 5
From Glendale: 134 west, 5 south, 710 south, 405 south to Atlantic Blvd. north to n/o Bixby Rd., east side

The Original Whistle Stop

2490 E. Colorado Blvd., Pasadena, Ca.
Open: M - Sat. 10 - 6, F 10 - 9, Sun. 11 - 4
from Glendale: 134 east, 210 east to Altadena Dr. exit, south to Colorado, s/w cor.


The Roundhouse

12804 Victory Blvd., North Hollywood, Ca.
Offering 20% discount on some items. Open: M - Th. 10 - 6:30, F 10 - 7, Sat. 10 - 6, Sun. 11 - 5. From Glendale: 134 west, 170 north to Victory Blvd. exit west to Goodland Ave., south side

The Train Shack

1030 N. Hollywood Way, Burbank, Ca.
Offering specials and deep discounts on many items with convention or NMRA i.d.

Open: M - F 10 - 6:30, Sat. 10 - 6, Sun. 11 - 5
From Glendale: 134 west to Hollywood Way exit, north to north of Magnolia, east side.



Rails to the Verdugos

Layout Tours - Home (continued)

craftsman and scratchbuilt structures as well as a large variety of bridges, each designed for the requirements of its particular setting and traffic. Rolling stock includes many scratchbuilt wooden freight cars and craftsman Labelle passenger cars. There are several distinct mining towns with mining operations and trackage. The layout room is 20' x 25'. All visible track is handlaid, with two double-slip switches and two turntables with custom-built indexing systems. The main line throttles are from the 1960's articles by Lynn Westcott and the yard has an exceptional pulse throttle devised by Dave Allen.

Ken Wilson

This layout is a mountain logging and mining theme railroad set in the early 1900's. It features 150 foot "HO" mainline plus "HOn3" trackage and is about 50% sceniced. Track has been laid directly on a spline of solid pine roadbed. Control is achieved through cab selectors wired to thirty blocks. It is 14' x 16' and occupies 1½ bays of a three-car garage. The layout design features a cantilevered portion designed to allow an automobile to park under it. The layout is further notable because it was moved 65 miles from Palos Verdes to its present location.

Joseph Wilke

The outdoor "G" scale *Sparks Valley Junction Railroad* occupies an area 25' x 30' and has about 300' of track. It's a free-lance layout with multiple eras, featuring a variety of engines and rolling stock plus traditional block control. Most of the structures are wired for night illumination; night running will occur during the tour. Landscaping is in progress.

Ron Williams

The *Rio Jolly & Western* is a lot of railroad in a compact space of 4' x 8'. It is a highly detailed free lance standard gauge "HO" layout with considerable narrow gauge influence reflecting Colorado mining operations. The layout was on the 1996 National Convention tour.

Ken Williams

This HO layout represents a what-if division of the *Southern Pacific* running from Hesperia to Salt Lake City. It is a three-level design housed in a 32' x 9 ½' tandem garage. The track plan features point-to-point operation with two return loops and a staging yard. The desert scenery is about 50% complete.

Continued on page 14



Pacific Southwest Region ~ Directory ~

MANAGEMENT & STAFF

President Ed Hall, MMR
213 Nightfall Terrace, Henderson, NV 89015-2753
(702) 564-6176, trained@cox.net

Vice President Chuck Hart
13207 Carriage Road, Poway, CA 92064-5508
(858) 748-6816, Fax: (858) 826-9800, pce@cox.net

Secretary David Irick
5722 W. Cochise Drive, Glendale, AZ 85302-1318
(623) 435-8534, dlicrick@qwest.net

Treasurer & Nominations Tom Draper, HLM
10837 N. 34th Place, Phoenix, AZ 85028-3310
(602) 953-1681, TCDRaider@aol.com

Member Services Debbie Draper
10837 N. 34th Place, Phoenix, AZ 85028-3310
(602) 953-1681, Fax: (602) 953-0751, zdraper@aol.com

Member Aid Lindsay Smith
1446 Paseo Garcia, San Dimas, CA 91773-3915
(909) 599-0182, wlindsays@adelphia.net

Contest Duane E. Buck
10 Broken Lance Way, Sedona, AZ 86351-8929
(928) 284-2015, buckgnry@earthlink.net

Education Joe Dorner
3015 Sorrel Street, Las Vegas, NV 89015
(702) 220-3293, joe@joetheprogrammer.com

Railettes Janet Spooner
16013 N. 99th Drive, Sun City, AZ 85351-1246
(623) 977-6760, jspooner86@aol.com

Trustee Robert Sherlock
740 East Acoma Drive, Phoenix, AZ 85022-4356
(602) 375-2177, RLS4000@aol.com

Achievement Program Manager Don Stewart
2722 E. Bighorn Avenue, Phoenix, AZ 85048-8984
(480) 759-5019, Snpacw@aol.com

PSR Dispatch Editor & Ballots Ben Sevier
12793 War Horse Street, San Diego, CA 92129
(858) 538-9863, psrdispatch@sbcglobal.net

Webmaster Dick Greatorex
12025 North 28th Street, Phoenix, AZ 85028-1113
(602) 971-6263, dickg@getnet.net

Publication Advertising Chuck Hart
13207 Carriage Rd., Poway, CA 92064-5508
(858) 748-6816, Fax: (858) 826-9800, pce@cox.net

Historian David Johnson
P.O. Box 835, Hermosa Beach, CA 90254
jopo16@aol.com

By-Laws & Operations Manual Harold Graebner
2824 Golden Meadow Drive, Rancho Palos Verdes,
CA 90274-2926
(310) 541-1371, 74034.3331@compuserve.com

Layout Coordination Robert Chaparro
22372 Canaveras, Mission Viejo, CA 92691-1608
(949) 770-5158, psrpom239@cox.net

"Chief Hobo-in-Charge" Bill Mergard
5210 Carmelynn St., Torrance, CA 90503
310-371-1971, mdlrerrbill@earthlink.net

REGIONS DIRECTORS



Arizona
Don Stewart
2722 E. Bighorn Avenue
Phoenix, AZ 85048-8984
(480) 759-5019
Snpacw@cox.net



Los Angeles
MARY BARSTOW, MMR
6930 Clovercliff Drive
Rancho Palos Verdes, CA 90275-3002
(310) 377-9762
Fax: (310) 377-5565
pvpacific@earthlink.net



Cajon
Jan Wescott
180 W. Middleton Drive
Henderson, NV 89015-7918
(702) 566-0856
wescvegas@cox.net



San Diego
Rodger Gredvig, MMR
6548 Alcala Knolls Drive
San Deigo, CA 92111-6947
(858) 571-7118
pgredvig@nethere.net

PSR Dispatch

Published quarterly by the Pacific Southwest Region of the National Model Railroad Association®.

Material for publication must be received by the deadlines shown in the Submission Schedule, below.

Opinions expressed herein are those of the authors or the editor and are not necessarily those of the PSR. Permission to quote is granted by giving credit to the PSR, the *PSR Dispatch* and the individual authors.

Email articles to: psrdispatch@sbcglobal.net, or surface mail to 12793 War Horse Street, San Diego, CA 92129-2219. Photographs (prints only) should be surface mailed. Digital images may be emailed or surface mailed. Mailed items may be on a 3.5 inch PC disk, standard CD, handwritten, typed (new or good clean ribbon) or printed on any type of printer. All photographs, disks and CD's will be returned after publication if requested. Questions or Comments? Email the editor at: psrdispatch@sbcglobal.net

* * * * *

Printed by:
Electronic Printing Solutions,
4898 Ronson Court, Suite B
San Diego, CA 92111

The "PSR Dispatch" is composed using Adobe "Pagemaker 7".
Headline Fonts: Bell Gothic
Text Fonts: Adobe Garamond

Submission Schedule


Issue	Deadline
22/4	22 October 2004
23/1	21 January 2005
23/2	22 April 2005
23/3	22 July 2005
23/4	21 October 2005
24/1	21 January 2006
24/2	22 April 2006
25/1	23 July 2006

NEWSLETTERS



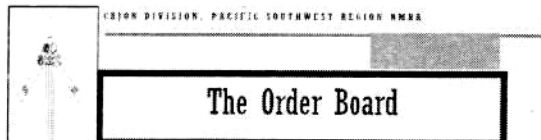
Spur Line

Editor — Raymond Taylor
spurlinepsr@yahoo.com

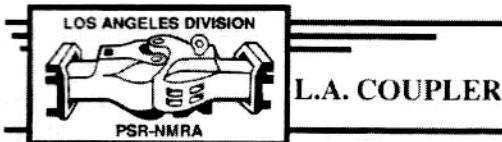


MAIL HOOK

Editor — Ben Sevier
12793 War Horse St., San Diego, CA 92129-2219
(858) 538-9863, sddiv@sbcglobal.net



Editor — William R. "Bill" Jacobs
4813 Plata Del Sol Drive, Las Vegas, NV 89121-6833
(702) 456-4476, billj455@yahoo.com



Editor — Vacant
Contact: Mary Barstow - pvapacific@earthlink.net

Back issues for *PSR Dispatch* and all four of the Division newsletters are available in PDF format from TrainNet.org at www.trainnet.org.

ON THE WEB

Home Page

www.psr-nmra.org

Dick Greatorex, Webmaster

dickkg@getnet.net

On the PSR Homepage

Arizona Division

www.getnet.net/~dickg/nmra/azdiv/azdiv.html

Cajon Division

www.getnet.net/~dickg/nmra/cajon/cajon.html

Los Angeles Division

www.getnet.net/~dickg/nmra/ladiv/ladiv.html

San Diego Division

www.getnet.net/~dickg/nmra/sdiego/sdiego.html

1 - Current issues of the *PSR Dispatch* and all four of the Division newsletters (in PDF format).

2 - The Arizona Express 2003 Contest Results plus color photos of 1st Place entries.

3 - Registration Form for the "Rails to the Verdugos" Convention to be held on September 15 to 19, 2004 in Glendale, CA (in PDF format).

To send email to anyone in this directory, go to the PSR Web Site at www.psr-nmra.org and click on their email address in the appropriate section.

Advertise in the *PSR Dispatch* - Increase Your Exposure RATES

The *PSR Dispatch* is published in the 2nd month of each quarter as a "Volume" of 4 issues. Receive a 10% discount for advertising in a complete Volume or for any 4 consecutive issues. To purchase advertising, or for more information, contact: Chuck Hart, 13207 Carriage Rd., Poway, CA 92064-5508, Phone: (858) 748-6816, Fax: (858) 826-9800, pce@cox.net

Size	Single	Annual
Bus. Card	\$ 50	\$ 180
1/6 Page	\$ 85	\$ 300
1/4 Page	\$125	\$ 450
1/3 Page	\$165	\$ 600
1/2 Page	\$250	\$ 900
Full Page	\$455	\$1,650

Flag Stops

Lindsay Smith, PSR Member Aid

wlindsays@adelphia.net

Send event notices to me at my email address, wlindsays@adelphia.net. Anyone can copy and reprint my stuff to promote the hobby, rail travel, RR history, and railroad safety.

2004

AUGUST

- 21, 22 GATS, Ventura, CA. Ventura County Fairgrounds, Sea Side Park, 10 W. Harbor Blvd. 11 AM - 5 PM. \$7.00. See www.GATS.com for discount and details. (630) 834-0652. Also see <http://www.gcmrc.com/>
- 29 Toy Train Operating Society (TTOS) Southern Pacific Division Meet. 12:30 - 5 PM. Brookhurst Community Center, 22771 W. Crescent Ave., Anaheim, CA \$3 each or \$5 for family. Brian Fields, (562) 595-9194. Brian@ttos-sp.com www.ttos-sp.com

SEPTEMBER

- 6 Glendale MRC Open House. 7:30 - 10 PM (1930 - 2100) 619 Hahn Ave. 818 500 7229. It is within Fremont Park. Visit www.gmrrc.org for directions to the club building.
- 10 to 26 Los Angeles County Fair. See Citrus Empire O scale layout under the grandstands. Fairplex Garden Railroad G-gauge,
- 11 San Fernando Valley Railroad Historical Soc. Slide Show. 10 AM (1000 PST), \$1.00 unless exhibiting. Presentation room, Los Angeles Times Valley Plant, 20000 Prairie St. (@Winnetka), Chatsworth, CA 91311. Jerry Weisman (310) 657-6321 weisman@adelphia.net
- 15 to 19 Pacific Southwest Regional Convention. Rails to the Verdugos. Sponsored by LA Division. Glendale Hilton.
- 18 Santa Susana Open House. 10 to 4. Simi Valley CA. For information contact Richard Parshall 805 526 0371; or oltwntrn@pacbell.net. Santa Susana Depot is located at Santa Susana Park. <http://www.trainweb.org/ssmrc>. HO layout N modules.
- 18 Santa Susana RR Historical Soc. Swap Meet. 7 - 11 AM in the Santa Susana Park Pavilion. Admission \$3.00. Sellers contact Richard Parshall 805 526 0371; or oltwntrn@pacbell.net
- 26 Toy Train Operating Society (TTOS) Southern Pacific Division Meet. 12:30 - 5 PM. Brookhurst Community Center, 22771 W. Crescent Ave.,

Anaheim, CA \$3 each or \$5 for family. Brian Fields, (562) 595-9194. Brian@ttos-sp.com www.ttos-sp.com

OCTOBER

- 2,3 Los Angeles Model Railroad Society Swap Meet and Open House. Swap meet, Sat 7 - noon. Open house Sat 9 - 5 Sun 10 - 4. 14005 S. Crenshaw Blvd., Hawthorne, CA 90250. 310 675 -3361. Leland Roe 310 679 4745. www.lamrs.org
- 2 Toy Train Operating Society (TTOS) Silver State Div. 11 AM - 4 PM. \$4.00, Family Special \$5.00, members of any train club \$2.00, members, Active Duty Military, & Children under 16 free. **Premium Auction** Plumbers and Pipefitters Local 525 Union Hall, 760 N. Lamb Blvd., Las Vegas, NV. Bill Ness (702) 644-5003. silverstatediv@aol.com
- 4 Glendale MRC Open House. 7:30 - 10 PM (1930 - 2100) 619 Hahn Ave. 818 500 7229. It is within Fremont Park. Visit www.gmrrc.org for directions to the club building.
- 7-10 Southern Pacific Historical Society Annual Convention. Tempe, AZ. See Web site <http://www.sphts.org> in Spring 2004. Ken Harrison
- 9 Pomona Valley Model Railroad Club (PVMRC). 8 -12 Swap Meet, 9- 4 Open house. 132 E. 1st Street, Pomona, CA. Club phone 909 865 7035. Garey and First SE corner. Lindsay Smith (909) 599-0182 or windsays@adelphia.net see www.pvmrrc.org **TENTATIVE Date**
- 16 San Diego Model Railroad Museum Fall Swap Meet. 7 - 11 AM SDMRRM, Pete Munoz (619) 293-0162
- 16, 17 Harvest Fair, Antique Gas & Steam Engine Museum. New home of ShortTrackN. 9 to 4:30 \$7.00 per person. 2040 N. Santa Fe Ave., Vista CA 92083. Wear hats and good shoes. Food is available. www.agsem.com (760) 941-1791
- 23 "In the Heat" Railroad Swap Meet, North Phoenix Baptist Church, 5757 N. Central Ave., Phoenix, AZ. 9 - 2PM \$5.00 at Door. Tables \$20.00. (602) 336-0973. NPBC-Sr. Adults.
- 23, 24 Harvest Fair, Antique Gas & Steam Engine Museum. New home of ShortTrackN. 9 to 4:30 \$7.00 per person. 2040 N. Santa Fe Ave., Vista CA 92083. Wear hats and good shoes. Food is available. www.agsem.com (760) 941-1791
- 24 Toy Train Operating Society (TTOS) Southern Pacific Division Meet. 12:30 - 5 PM. Brookhurst Community Center, 22771 W. Crescent Ave., Anaheim, CA \$3 each or \$5 for family. Brian Fields, (562) 595-9194. Brian@ttos-sp.com www.ttos-sp.com

Arizona (continued)

logging railroad grade for a little sightseeing.

Verde Valley Train Ride

The Arizona Division is sponsoring a moonlight ride on the Verde Canyon Railroad on August 28th. Originally scheduled for September 25th, the date had to be moved up as the last Starlight trip will be August 28th. The train leaves at 5:30 PM and returns under an almost full moon around 9:30 PM. There are only 14 seats available as I write this, so if you want to ride with us, call or e-mail Don Stewart at (480) 759-5019 or snpcw@cox.net. Price is \$36.00 for adults (13 to 64) and \$33.00 for seniors (65+). Under 12 is \$28.00. There are accommodations nearby and food and souvenirs at the depot.

Other Division Information

I have decided not to run for the job of Vice President of the PSR, instead staying for my full two year stint as Arizona Division Director. I enjoy working with the members and want to keep building the Arizona Division into a fun and lively group of people. After all, it's the people themselves that make a group effective.

The next major Division activity is the November meeting in Tucson. It will be held Saturday, November 6th. The Tucson group has planned another excellent meet with clinics and contests Saturday, a dinner on Saturday evening, and layout tours on Sunday. So visit Tucson, stay the night and tour some excellent miniature railroads.

Don

Send In Your Election Ballot - TODAY!



**Membership Application
Pacific Southwest Region - National Model Railroad Association®**

Name _____ Date _____

Address _____

City _____ State ____ ZIP _____

Telephone (____) _____ Email _____


Primary Scale _____ Date of Birth ____/____/____

New Renewal PSR # _____ NMRA # _____ Exp. Date _____

<u>Class of Membership</u>	<u>NMRA®</u>	<u>PSR*</u>	<u>Both</u>
Regular	\$45.00 <input type="checkbox"/>	\$7.00 <input type="checkbox"/>	\$52.00 <input type="checkbox"/>
Youth (under 20)	\$30.00 <input type="checkbox"/>	\$2.00 <input type="checkbox"/>	\$32.00 <input type="checkbox"/>
Affiliate (no bulletin or local publications)	\$23.00 <input type="checkbox"/>	\$4.00 <input type="checkbox"/>	\$27.00 <input type="checkbox"/>
Family	\$ 9.00 <input type="checkbox"/>	\$1.00 <input type="checkbox"/>	\$10.00 <input type="checkbox"/>

* You **MUST** be a member of the NMRA® to be a PSR member

Send this application and your check (made payable to "Pacific Southwest Region, NMRA") to: PSR - NMRA, Debbie Draper, 10837 N. 34th Place, Phoenix, AZ 85028-3310. For information on NMRA® or PSR Life or Affiliate Life Membership, contact Debbie at zdraper@aol.com or (602) 953-1681. Referred By: *PSR DISPATCH*



PSR Elections - Ballot Inside

Convention Registration
DO IT NOW!

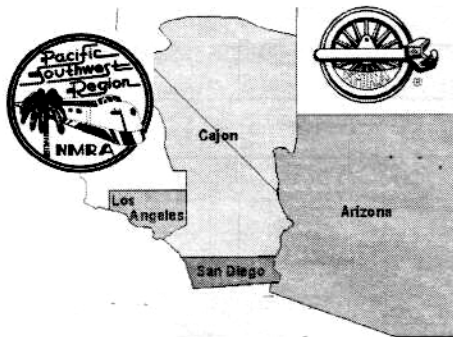
PSR Convention Details!

National Convention News!

Rails to the Verdugos
September 15-19, 2004
Glendale, California


PSR DISPATCH

Official Publication of the
Pacific Southwest Region
National Model Railroad Association®



POSTMASTER: Please send address changes to:
10837 N. 34th Place, Phoenix, AZ 85028-3310

PRSR STD
U.S. POSTAGE
PAID
SAN DIEGO, CA
PERMIT NO.11



OFFICIAL BALLOT PSR OFFICERS



See the Candidates Profiles on page 7 of the 3rd Quarter, 2004 *PSR Dispatch*.
Please vote for both offices. Ballots incorrectly marked will not be counted.
All ballots must be postmarked no later than 7 September 2004 and
received no later than 11 September 2004

President, Pacific Southwest Region - Check One

Ed Hall

Martin A. Judd

Write-In

Vice President, Pacific Southwest Region - Write-In Only

Write-In



COME ONE, COME ALL
Everyone is invited

CAJON DIVISION
Pacific Southwest Region, NMRA®



Proudly Presents Its
THIRD ANNUAL MODEL RAILROAD MONTH CELEBRATION
Weekend of Model Railroad Fun

November 12 - 14, 2004

Barstow Ramada Inn**

1511 E. Main Street, Barstow, California

Phone: (760) 256-5673

**The Barstow Ramada Inn is offering rooms at a very low \$59 per night
State you are with Model Railroading group.

Admission at the Door

NMRA members \$8; Couples \$15

Non NMRA Members add \$3

The Celebration Weekend will offer many activities that you are sure to enjoy!

Action begins Friday at 6 pm with Show n Tell (Bring n Brag) Hour

Bring something neat you just got and show us.

Special prize drawing of a \$10 gift certificate for Show n Tellers

IMPORTANT!

Cajon Division General Membership Meeting - Sunday at 8 am


- **CLINICS** – Friday night start at 7 pm; Saturday morning start at 8 am
- **CONTESTS** – Bring your models: NMRA Judging, Display, Popular Vote Contest for Cash Prizes
- **AUCTION FUN GALORE!**
 - **Silent Auction – Friday Night Only!** Seller Registration begins at 5 pm; Bidding 6-9 pm
Bring your items; Minimum Retail Value Lots of \$15 or more; Limit Five Lots per Seller!
 - **Chinese Auction Fun** – Saturday Evening
 - **White Elephant Auction** - Fun Auction Sunday after Membership Meeting
- **SLIDE SHOW** – Bob Chaparro presents a unique Slide Show Saturday Morning
- **TWO DAY TRAIN SHOW** – At the Harvey House, next to Barstow Railyard, Railfanning Paradise

PLUS...

In conjunction with Cajon's Model Railroad Celebration
the Barstow Museum (WARM) will be hosting a Craft Fair
Saturday and Sunday.


Craft vendors will be offering their handcrafted items for sale,
Kiddie Train ride, food vendors and band concert on Sunday!
The Museum also hopes to offer some of its surplus artifacts for sale.

As we go to press, there is "possibility" of a 3751 sighting. Central Coast RR is
planning to do a run that weekend! Check our website for updates!



For more information,
visit our website at WWW.CAJONDIV.ORG (under Events)

or contact: Jan Wescott, Cajon Division Director
Phone: (702) 566-0856 Email: WESCVegas@COX.NET



CONVENTION & TRAIN SHOW

Hosted by the Los Angeles Division
September 15 - 19, 2004



Registration Form

Name		Primary Scale		Date	
Address				City	
State	Zip	E-Mail		Telephone ()	
NMRA#	PSR#	Other NMRA Region		Other Region#	
Full Fare Names				#	@ \$70 \$
Non-rail Names				#	@ \$60 \$
Teen (13-20) Names				#	@ \$40 \$
Youth (under 13 with paid adult) Names				#	free
Single Day (circle day) Thursday Friday Saturday Names				#	@ \$30 \$
Non-NMRA				#	@ \$85 \$
Extra Fare Items (see other side of form)					\$
TOTAL \$					
Payment Method: <input type="checkbox"/> Cash <input type="checkbox"/> Check / Money Order <input type="checkbox"/> Visa <input type="checkbox"/> MasterCard <input type="checkbox"/> American Express <input type="checkbox"/> Discover CC No: <input type="text"/> <input type="text"/> <input type="text"/> <input type="text"/> <input type="text"/> <input type="text"/> <input type="text"/> <input type="text"/> Exp Date: <input type="text"/> / <input type="text"/> Make check or money order (U.S. funds) payable to: L.A. Division Send completed form and payment to:					
Cancellation Policy: Must be notified in writing by August 15 (there is a \$5 service charge)			John Oliver, Registrar 29011 Geronimo Dr. Rancho Palos Verdes, CA, 90275-3034		
The convention hotel will be the			Glendale Hilton 100 West Glenoaks Blvd. Glendale, CA, 91202		
For reservations call 1-818-956-5466 or HILTON.COM, GLENDALE, RESERVATIONS GROUP CODE NMA Special rates are \$89 single/double per night, \$10 each additional person.					
Mention you are attending the PSR model railroad convention (otherwise the regular rates are \$149 per night).					

EXTRA FARE ITEMS

PROTOTYPE TOURS

Amtrak/Metrolink, Gold Line trolley, subway system, Los Angeles to Pasadena and Los Angeles to San Fernando Valley
 Thursday, Sept. 16, 9:00 AM to 4:00 PM # ___ @ \$15 ___

Amtrak/Metrolink train trip, Olvera Street, Union Station Los Angeles
 Friday, Sept. 17, 9:00 AM to 4:00 PM # ___ @ \$15 ___

Fillmore & Western Railroad train trip, bus transportation
 Saturday, Sept. 18, 9:00 AM to 5 PM # ___ @ \$45 ___

BANQUET

Saturday, Sept. 18, Social 6:00 PM, Dinner 7:00 PM, Awards and Program 8:00 PM
 Top Sirloin # ___, Chicken # ___, Vegetarian # ___ Total Meals # ___ @ \$30 ___

RAILETTE LUNCHEON

Friday, Sept. 17
 Non-Rail Registrations Only # ___ No Charge Others # ___ @ \$15 ___

CONVENTION CARS

HO Athearn Southern Pacific flat with two SP trailers # ___ @ \$12 ___
 N Model Power Southern Pacific flat with two containers # ___ @ \$ 8 ___

CONVENTION PATCH

___ @ \$ 5 ___

MODELING WITH THE MASTERS

These are four and a half hour clinics except for #5. You **must pre-register**.

<u>Thursday, Sept. 16</u>	<u>Scale</u>
(1) 8:00 AM – 12:30 PM, Building wood craftsman kits	___ # ___ @ \$42 ___
(2) 1:30 PM – 6 PM, Scratchbuilding a wood trestle bridge	___ # ___ @ \$42 ___
<u>Friday, Sept. 17</u>	
(3) 8:00 AM – 12:30 PM, Introduction to scratchbuilding in styrene	___ # ___ @ \$42 ___
(4) 1:30 PM – 6 PM, Introduction to building white metal kits	___ # ___ @ \$42 ___
(5) 7:30 PM – 10 PM, Constructing hand laid turnouts	___ # ___ @ \$30 ___
<u>Saturday, Sept. 18</u>	
(6) 8:00 AM – 12:30 PM, Introduction to building DPM buildings	___ # ___ @ \$42 ___

EXTRA FARE ITEMS TOTAL

\$ _____

Please enter here and on **Registration Form**